



MSCI Includes China A-Shares in Global Equities – Investors Should Too



Daniel Arsenault, CFA, FRM, MBA
Investment Director
Equity

MSCI Emerging Markets index (MSCI EM) turned 30 on December 31, 2017. Since its inception, the index has grown significantly in popularity, while the countries represented have evolved through improving liberalization and transparency of their capital markets. One such evolution is the availability of China A-shares¹ more broadly to global investors. Beginning with just 234 companies and initially including 5% of their market capitalization into their calculations, Morgan Stanley Capital International (MSCI) is incorporating some A-shares into many of its emerging market indices. MSCI is taking a decidedly measured approach, however, even at just 5% inclusion of some of the largest A-shares traded in China, the move will create several effects in capital markets. We think these effects will be broadly positive for investors in China in the short and medium terms, and investors now have more options if they want to invest in this market.

Previously restricted from trading by non-Chinese citizens, (except a small number of pre-approved institutional investors) A-shares represent a large, liquid market which has been underrepresented in emerging market portfolios, relative to Chinese stocks traded elsewhere – MSCI China A Index, for example has a total market capitalization of USD \$1.9T, while MSCI China (representing offshore-traded shares) has market capitalization of just USD \$0.5T. In June 2017, MSCI announced that it will begin to include China A-shares in various indices, most notably in the flagship MSCI Emerging Markets (EM) index among others.

What is Happening?

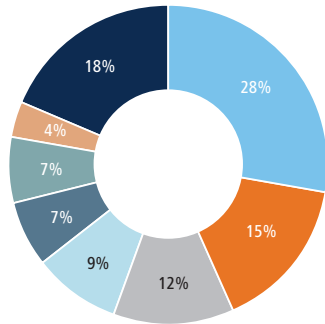
On June 1, 2018 MSCI EM will have the first of a two-phase approach to include China A-shares in many of their benchmark EM indices. On June 1st MSCI will include 2.5% of the market capitalization of some of the largest A-shares listed companies, with the remaining 2.5% of this inclusion coming after the August 13th Quarterly Index Review at MSCI².

Once the 5% inclusion is implemented, A-shares will represent 1% of the MSCI EM Index. While this is a small step, Mackenzie's China Asset Management partner, China Asset Management Co. (CAMC) believes that it is just the beginning and points out that we have previously seen a similar pattern from MSCI, most notably for Taiwan and South Korea in the 1990s. CAMC points to the booms those countries experienced in the years post-inclusion as examples of what may be possible for China A-shares.

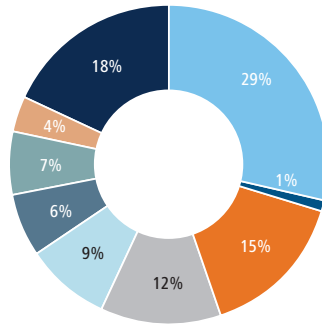
¹ A-shares are the class of equity shares traded in mainland China's stock exchanges, in Shanghai and Shenzhen

² https://app2.msci.com/eqb/pressreleases/archive/MSCI_May18_SAIRPR.pdf

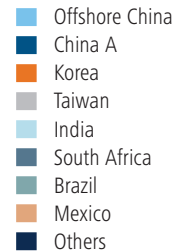
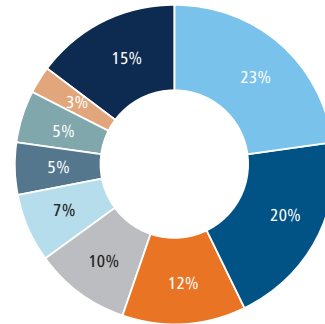
0% A-Shares Inclusion



5% Inclusion



100% A-Shares Inclusion



Source: Citi, MSCI, Wind

What Does This Mean for Investors?

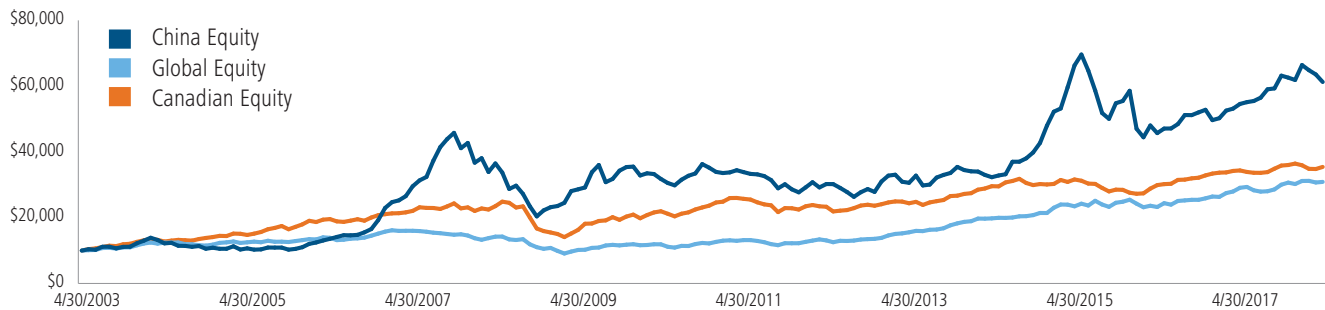
The first and most obvious effect is that the included stocks themselves will have forced buyers in index funds. While this is well telegraphed, the route to 100% inclusion is uncertain. This means the full effect of inclusion will not be completely realized in the short term, and the path there will matter significantly. In the short term, it is estimated that the move will result in approximately USD \$19B of new flows into the 234 companies chosen for inclusion (see table).

Index	Benchmarked Assets (US\$ Billions)*	Post-inclusion % of A-shares	Estimated Inflows (US\$ Billions)
MSCI EM	1,900	0.8%	15.2
MSCI ACWI	3,700	0.1%	3.7
Total			18.9

Source: MSCI, CICC, as of December 31, 2017.

Another, less obvious effect may be that the Chinese A-shares capital market in general experiences a longer-term rising of tides. With increased capital entering the region, there is an accompanying degree of legitimacy, marking the worthiness of those companies to investor capital. This may extend beyond the companies included in the indices in the short term. While China has already experienced high levels of growth over the past two decades (figure 2), the increased supply of capital available to companies may have an impact on its cost, thereby affecting long term company capital planning and, thus, further improving long term growth rates.

The combination of forced buying and increased capital portend a better markets experience for A-shares companies and investors alike.



For Illustration Purposes Only

Source: Morningstar Direct, May 1, 2003 – April 30, 2018. Currency: Canadian Dollar.

China Equity is represented by a Blended Benchmark - December 1, 2001 to May 30, 2008 is composed of 50% MSCI China A Index & 50% MSCI China Index; from June 1, 2008 to present is composed of 100% MSCI All China Index. / Global Equity: MSCI World TR Index / Canadian Equity: S&P/TSX Composite TR Index

How do Investors Buy China A-Shares?

China A-shares present a good investment opportunity, and a chance to diversify into this volatile, yet high-growth asset class. Most Canadian investors looking to invest in onshore China Equity will not be able to directly and will therefore need to invest in a fund with access to A-shares. While there are many China equity funds out there, few of them can connect with this market, and even fewer of them offer up a pure-play way to access it without some other residual EM exposures. At Mackenzie Investments, we offer an ETF with dedicated, pure-play China A-shares exposure: Mackenzie China A-Shares CSI 300 Index ETF (ticker: QCH). QCH tracks the CSI 300 Index, China's onshore A-shares index, and has a management fee of just 0.65%.

Please speak to your Mackenzie representative for more information about, or for other options to invest in Chinese equity.

Commissions, trailing commissions, management fees, and expenses all may be associated with mutual fund investments. Please read the prospectus before investing. The indicated rates of return are the historical annual compounded total returns as of April 30, 2018 including changes in unit value and reinvestment of all dividends and do not take into account sales, redemption, distribution, or optional charges or income taxes payable by any security holder that would have reduced returns. Mutual funds are not guaranteed, their values change frequently and past performance may not be repeated.

CSI shall have the right to approve, prior to first use, all marketing, informational and disclosure materials related to the ETF that use or refer to CSI, the CSI Index and/or any logos or trademarks of CSI, however, CSI's review is limited to the use and reference of the CSI Index, logos, trademarks and description of CSI and must occur within five (5) business days (excluding any day that is a Saturday or Sunday) of receipt thereof and either approve or reject such proposed use, and Licensee shall reasonably cooperate with CSI with respect to any additional information requested by CSI in connection therewith. Failure by CSI to respond within such five (5) business day period shall be deemed to be an approval by CSI of the proposed use. Once CSI has approved or has deemed to approve a proposed use, the Licensee need not obtain consent for each of the multiple and substantially identical uses related to a particular ETF or purpose. The Licensee shall include applicable disclaimers required by CSI in informational materials.

No portion of this communication may be reproduced or distributed to the public as it does not comply with investor sales communication rules. Mackenzie disclaims any responsibility for any advisor sharing this with investors. Commissions, trailing commissions, management fees and expenses all may be associated with mutual fund investments. Please read the prospectus before investing. Mutual funds are not guaranteed, their values change frequently and past performance may not be repeated. The content of this brochure (including facts, views, opinions, recommendations, descriptions of or references to, products or securities) is not to be used or construed as investment advice, as an offer to sell or the solicitation of an offer to buy, or an endorsement, recommendation or sponsorship of any entity or security cited. Although we endeavor to ensure its accuracy and completeness, we assume no responsibility for any reliance upon it.

This document includes forward-looking information that is based on forecasts of future events as of April 30, 2018. Mackenzie Financial Corporation will not necessarily update the information to reflect changes after that date. Forward-looking statements are not guarantees of future performance and risks and uncertainties often cause actual results to differ materially from forward-looking information or expectations. Some of these risks are changes to or volatility in the economy, politics, securities markets, interest rates, currency exchange rates, business competition, capital markets, technology, laws, or when catastrophic events occur. Do not place undue reliance on forward-looking information. In addition, any statement about companies is not an endorsement or recommendation to buy or sell any security.