



**MACKENZIE**  
Investments

# Mackenzie actively managed fixed income ETF solutions

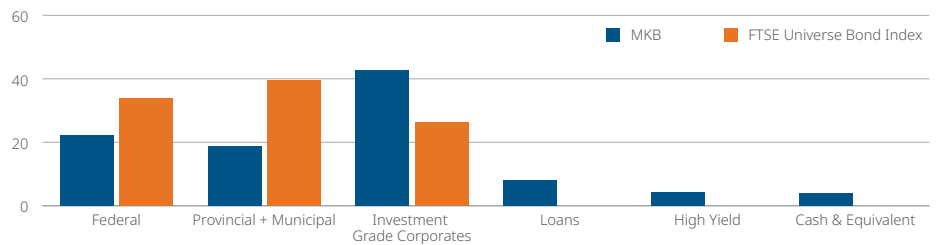
Mackenzie actively managed fixed income ETF solutions are designed to allow the portfolio managers to be opportunistic and improve risk management while aiming to generate strong risk-adjusted returns. These ETFs provide cost-effective access to fixed-income securities and are managed by the experienced Mackenzie Fixed Income Team led by Steve Locke.

## Mackenzie Core Plus Canadian Fixed Income ETF


**MKB**

Inception Date	04/19/16
Management Fee	0.40%
Average Credit	A
Yield to Maturity	2.25%
Duration	5.4 years
FI Category	Canadian
Risk tolerance	Low
Distribution Freq.	Monthly
<b>Performance</b>	
1 Month	0.67%
YTD	-3.01%
1 Year	-1.25%
3 Years	4.84%
5 Years	3.49%
SI	3.87%

- Seeks regular income with an emphasis on capital preservation
- Invests primarily in investment grade Canadian government, corporate fixed-income, asset backed securities with maturities of more than one year
- Core plus opportunistic across sectors, country and capital structure



### Sector Allocation



### Credit Allocation



# Mackenzie Canadian Short Term Fixed Income ETF

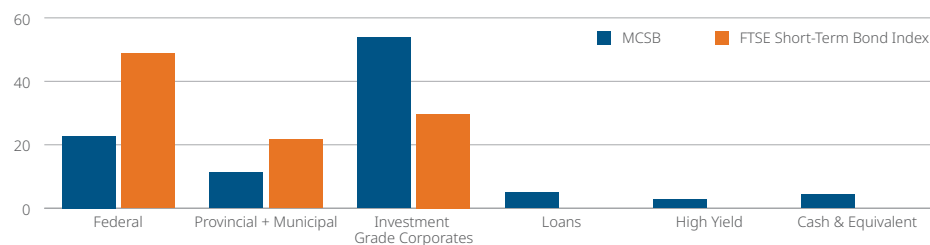
**MCSB**

Inception Date	11/22/17
Management Fee	0.35%
Average Credit	A+
Yield to Maturity	1.57%
Duration	0.7 years
FI Category	Canadian Short Term
Risk tolerance	Low
Distribution Freq.	Monthly

## Performance

1 Month	-0.17%
YTD	-0.38%
1 Year	1.81%
3 Years	3.02%
SI	2.77%

- Seeks to provide steady income with an emphasis on capital preservation
- Invests primarily in fixed-income securities issued in Canada by governments, government-related entities and corporations
- Core plus opportunistic in the 5 sources of alpha: region, duration, currency, credit and sector



## Sector Allocation



## Credit Allocation



# Mackenzie Core Plus Global Fixed Income ETF

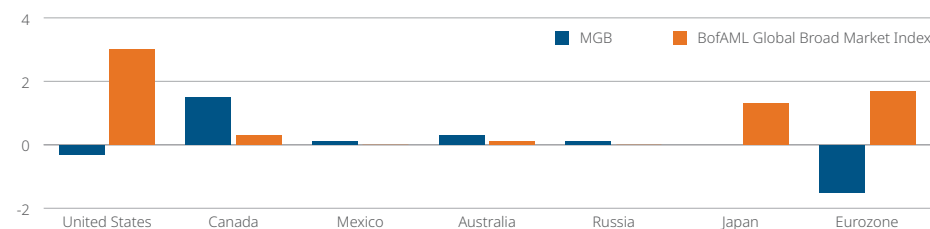
**MGB**

Inception Date	04/19/16
Management Fee	0.60%
Average Credit	BBB+
Yield to Maturity	3.00%
Duration	1.1 years
FI Category	Global
Risk tolerance	Low
Distribution Freq.	Monthly

## Performance

1 Month	0.43%
YTD	-1.79%
1 Year	0.78%
3 Years	3.71%
5 Years	2.39%
SI	2.70%

- Seeks regular income with an emphasis on capital preservation
- Invests primarily in investment-grade fixed-income securities, denominated in Canadian or foreign currencies, issued by companies or governments
- Tactical, flexible, benchmark agnostic with a focus on downside protection



## Sector Allocation



## Credit Allocation



# Mackenzie Unconstrained Bond ETF

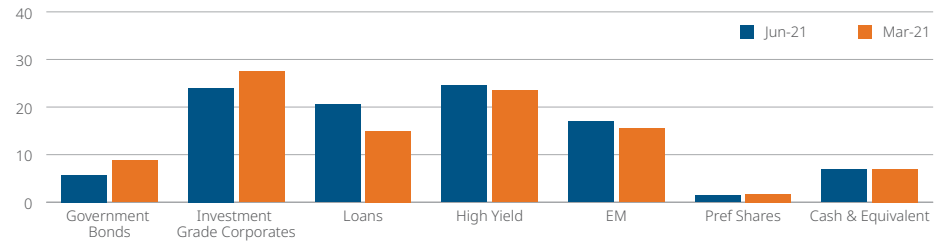
**MUB**

Inception Date	04/19/16
Management Fee	0.50%
Average Credit	BBB-
Yield to Maturity	3.65%
Duration	1.2 years
FI Category	High Yield
Risk tolerance	Low
Distribution Freq.	Monthly

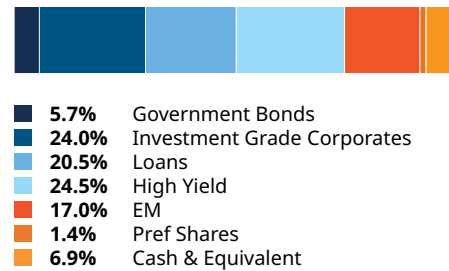
## Performance

1 Month	0.21%
YTD	-0.64%
1 Year	2.67%
3 Years	3.65%
5 Years	4.18%
SI	4.48%

- Seeks to provide positive total returns over a market cycle
- Invests primarily in fixed income securities of issuers in the global marketplace
- Differences driven by fundamental credit research



## Sector Allocation



## Credit Allocation



# Mackenzie Global High Yield Fixed Income ETF

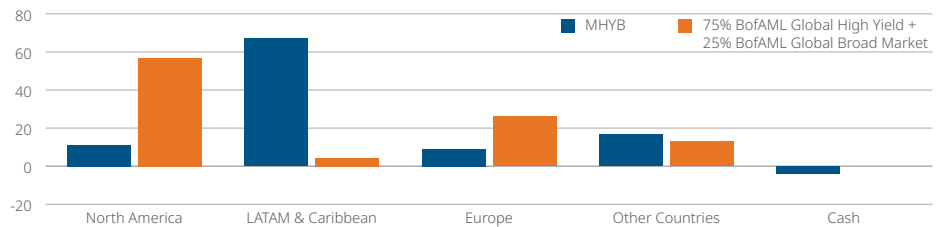
**MHYB**

Inception Date	04/26/17
Management Fee	0.60%
Average Credit	BB-
Yield to Maturity	4.80%
Duration	4.77 years
FI Category	High Yield
Risk tolerance	Low to Medium
Distribution Freq.	Monthly

## Performance

1 Month	1.10%
YTD	2.68%
1 Year	11.61%
3 Years	6.44%
SI	5.35%

- Seeks to provide steady income
- Invests primarily in higher yielding fixed-income securities by issuers located anywhere in the world
- Opportunistic and flexible approach that moves across High Yield markets globally and more, seeking the best risk-adjusted returns within Fixed Income



## Sector Allocation



## Credit Allocation



# Mackenzie Floating Rate Income ETF

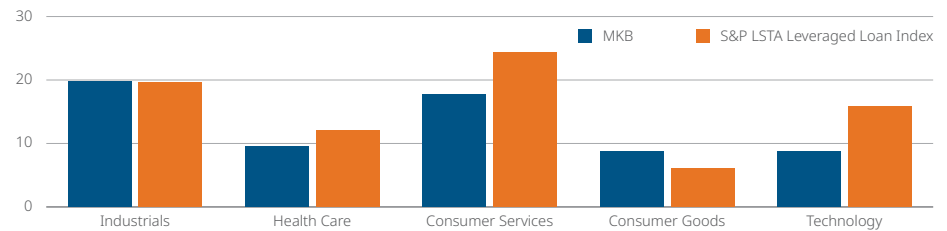
**MFT**

Inception Date	04/19/16
Management Fee	0.60%
Average Credit	B
Yield to Maturity	4.69%
Duration	5.03 years
FI Category	Floating Rate
Risk tolerance	Low to Medium
Distribution Freq.	Monthly

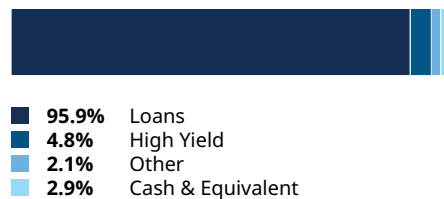
## Performance

1 Month	0.47%
YTD	3.32%
1 Year	10.16%
3 Years	2.36%
5 Years	4.89%
SI	4.91%

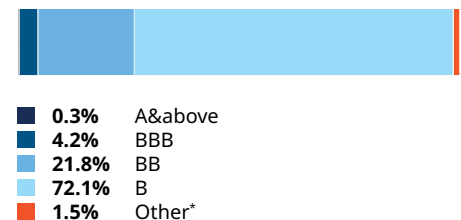
- Seeks to generate current income.
- Invests primarily in floating rate debt instruments and/or high yield debt securities of issuers located anywhere in the world
- Short duration portfolio with focus on corporate bonds and enhanced yield



## Sector Allocation



## Credit Allocation



**For more information about Mackenzie active ETFs, please contact Mackenzie's Sales Team or visit [mackenzieinvestments.com/ETFs](https://mackenzieinvestments.com/ETFs)**

\*CCC & below, NR and cash

**For Advisor use only.** No portion of this communication may be reproduced or distributed to the public as it does not comply with investor sales communication rules. Mackenzie disclaims any responsibility for any advisor sharing this with investor. Commissions, trailing commissions, management fees, and expenses all may be associated with Exchange Traded Fund investments. Please read the prospectus before investing. The indicated rates of return are the historical annual compounded total returns as of June 30, 2021, including changes in unit value and reinvestment of all distributions and does not take into account sales, redemption, distribution, or optional charges or income taxes payable by any security holder that would have reduced returns. Exchange Traded Fund are not guaranteed, their values change frequently and past performance may not be repeated.