



MACKENZIE
Investments

MACKENZIE IVY CANADIAN BALANCED FUND

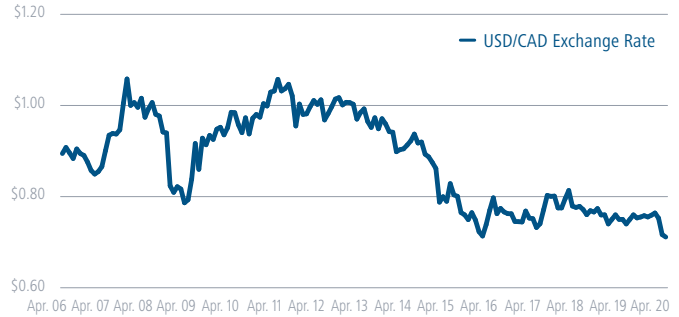
A flexible approach to
growing your savings
and managing risk

A FLEXIBLE APPROACH TO GROWING YOUR SAVINGS AND MANAGING RISK

Avoid currency risk associated with international investing

A Canadian fund can help protect your investment against volatility vs. the U.S. dollar as well as foreign currencies, without having to worry that your returns may be eroded by an unfavourable exchange rate. This is specifically important for investors who will spend the majority of their retirement in Canada.

→ Exchange rate volatility creates uncertainty



Balance for more diversification and less volatility

Balanced funds provide convenient access to professional money management along with a diversified portfolio of stocks and bonds. In today's volatile markets, balanced funds offer investors the potential to participate in equity market returns with a potentially smoother ride by avoiding the extremes of the various market environments through lower exposure to the worst of market downturns.

2007 CAD Return	2008 CAD Return	2009 CAD Return	2010 CAD Return	2011 CAD Return	2012 CAD Return	2013 CAD Return	2014 CAD Return	2015 CAD Return	2016 CAD Return	2017 CAD Return	2018 CAD Return	2019 CAD Return	2020 YTD CAD Return
9.8	9.6	35.1	17.6	10.2	13.4	41.3	23.9	21.6	21.1	13.8	4.2	24.8	6.7
4.9	9.0	24.5	9.1	9.7	7.2	13.0	10.6	3.8	11.8	9.1	1.9	22.9	5.4
4.4	6.4	16.3	8.9	8.2	7.2	12.0	9.4	3.5	8.1	6.1	1.5	14.8	4.9
3.7	0.2	15.6	8.8	6.5	6.2	10.5	9.3	2.7	7.6	5.5	1.4	12.8	2.2
1.9	16.0	7.4	7.3	4.6	6.0	1.0	8.8	1.9	3.7	3.4	1.1	8.1	-2.8
1.8	-21.2	5.4	6.7	-0.3	5.3	0.8	8.8	-0.2	3.6	2.5	-4.4	6.9	-5.4
0.4	-22.2	1.6	6.5	-2.8	3.6	-1.2	8.2	-3.0	1.7	2.2	-7.9	6.9	-9.0
-10.5	-33.0	1.1	3.8	-8.7	2.6	-2.0	7.6	-8.3	0.9	1.8	-8.9	6.4	-12.4



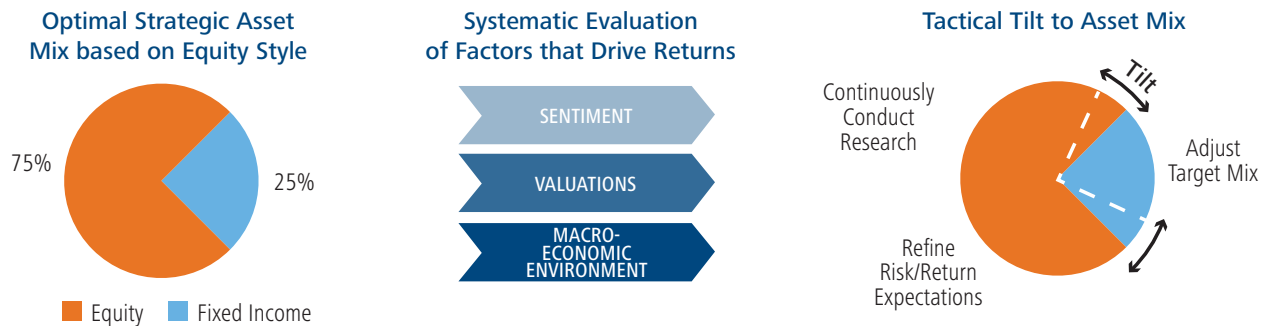
Source: Morningstar Direct, April 30, 2020

WHY MACKENZIE IVY CANADIAN BALANCED FUND?

1. Experienced team with a proven, flexible investment process

Mackenzie Ivy Canadian Balanced Fund offers a powerful combination of a time-tested equity approach aimed at providing downside protection and proven fixed-income strategies along with a sophisticated asset allocation process to balance risks and enhance return potential.

Flexible approach allows for multiple ways for managers to seek growth and manage risk



2. Outperformance over different market environments

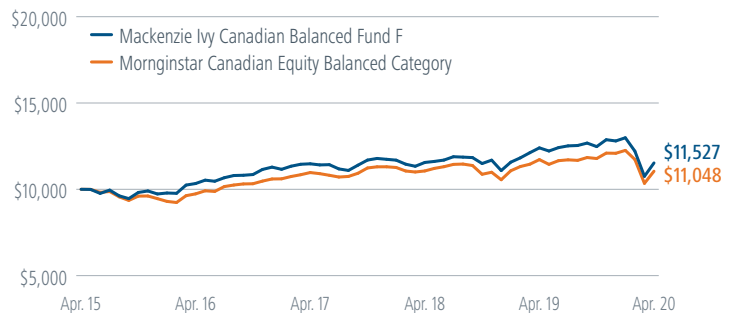
\$10,000 invested in the Mackenzie Ivy Canadian Balanced Fund 5 years ago would have grown to \$11,527 or \$479 more than the peer group.

	1 Year	3 Year	5 Year	10 Year
Mackenzie Ivy Canadian Balanced Fund - Series F	-7.0%	0.1%	2.9%	6.1%
Morningstar Canadian Equity Balanced Category	-5.9%	0.1%	2.0%	4.4%

Source: Morningstar Direct, May 1, 2015 to April 30, 2020.

Investment Growth Over the Past 5 Years

Mackenzie Ivy Canadian Balanced Fund returned 2.9% over 5 years versus the Canadian Equity Balanced Category return of 2.0%.



MACKENZIE IVY CANADIAN BALANCED FUND INVESTMENT TEAM

PORTFOLIO MANAGERS



PAUL MUSSON, CFA

Senior Vice President,
Portfolio Manager, Head of Team
Mackenzie Ivy Team
Investment experience since 1992



STEVE LOCKE, MBA, CFA

Senior Vice President,
Portfolio Manager, Head of Team
Mackenzie Fixed Income Team
Investment experience since 1995



NELSON ARRUDA, M.Sc., M.Fin., CFA

Senior Vice President, Team Co-Lead
Mackenzie Multi-Asset Strategies Team
Investment experience since 2009

WHY INVEST WITH MACKENZIE?

Mackenzie Investments has the strength and diversity of perspectives to meet your needs and help support you in all markets.

A clear vision

We're committed to the financial success of investors, through *their* eyes.

Strong ownership

Part of IGM Financial and the Power Financial Group of Companies, trusted advice champions with over \$934B (CAD) in assets as of December 31st, 2019.

Multiple perspectives

Home to 14 distinct investment teams, offering you multiple perspectives on market risks and opportunities.

Get a flexible, balanced approach working for you with **Mackenzie Ivy Canadian Balanced Fund**.

Call your advisor or visit mackenzieinvestments.com

Commissions, trailing commissions, management fees, and expenses all may be associated with mutual fund investments. Please read the prospectus before investing. The indicated rates of return are the historical annual compounded total returns as of January 31, 2020 including changes in unit value and reinvestment of all distributions and does not take into account sales, redemption, distribution, or optional charges or income taxes payable by any security holder that would have reduced returns. Mutual funds are not guaranteed, their values change frequently and past performance may not be repeated.

