

Mackenzie Canadian Growth Balanced Class Series F

TRUST: MACKENZIE CANADIAN GROWTH BALANCED FUND

Balanced

Compound Annualized Returns 05/31/2021

1 Month	-0.9%
3 Months	4.9%
Year-to-date	4.4%
1 Year	16.1%
2 Years	10.8%
3 Years	9.2%
Since inception (Oct. 2016)	9.9%

Regional Allocation 04/30/2021

CASH & EQUIVALENTS	
Cash & Equivalents	9.4%
EQUITIES	
Canada	35.0%
United States	24.2%
Ireland	2.4%
France	1.9%
Other	1.9%
FIXED INCOME	
Canada	17.4%
United States	5.4%
China	0.8%
United Kingdom	0.3%
Other	1.3%

Sector Allocation 04/30/2021

Fixed Income	25.1%	Cash & Equivalents	9.4%
Industrials	13.9%	Consumer Discretionary	7.3%
Financials	12.8%	Consumer Staples	4.7%
Information	12.6%	Materials	4.0%
Technology		Communication Serv.	0.6%
Health Care	9.5%	Utilities	0.1%

Credit Allocation*** 05/31/2021

AAA	4.6%	B	1.2%
AA	3.1%	CCC & Below	0.1%
A	5.3%	NR	2.7%
BBB	6.8%	Cash & Equivalents	8.8%
BB	1.4%	Equities	66.0%

Portfolio Managers

Mackenzie Bluewater Team

Dina DeGeer, David Arpin

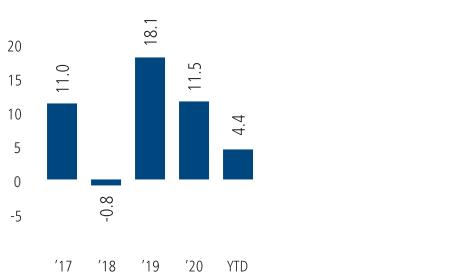
Mackenzie Fixed Income Team

Steve Locke, Felix Wong, Konstantin Boehmer, Dan Cooper, Movin Mokbel

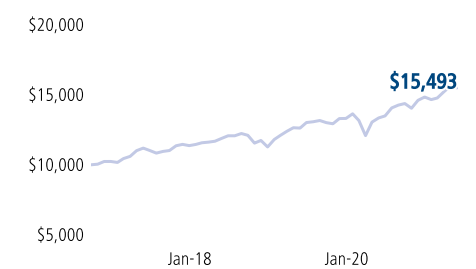
Mackenzie Multi-Asset Strategies Team

Nelson Arruda, Todd Mattina

Calendar Year Returns (%) 05/31/2021



Value of \$10,000 invested 05/31/2021



Major Holdings** 04/30/2021

Major Holdings Represent 18.9% of the fund

EQUITY

Royal Bank of Canada	3.5%
Stryker Corp	3.1%
BRP Inc	2.9%
Accenture PLC	2.8%
Keysight Technologies Inc	2.7%

FIXED INCOME

Government of Canada 1.25% 06-01-2030	1.2%
Province of Quebec 3.10% 12-01-2051	1.0%
Province of Ontario 1.90% 12-02-2051	0.7%
Province of Ontario 2.15% 06-02-2031	0.6%
Mackenzie Emerging Markets Local Currency Bond Index ETF	0.5%

TOTAL NUMBER OF EQUITY HOLDINGS: 57

TOTAL NUMBER OF FIXED INCOME HOLDINGS: 855

Fund Risk Measures (3 year) 05/31/2021

Annual Std Dev	10.17	Beta	0.80
B' mark Annual Std Dev.	11.78	R-squared	0.86
		Sharpe Ratio	0.79
Alpha	2.19		

Source: Mackenzie Investments

Key Fund Data

Total Fund Assets: \$633.6 million

NAVPS (05/31/2021): C\$14.53

MER (as of Sep. 2020): F: 0.95% A: 2.32%

Management Fee: F: 0.70% A: 1.85%

Benchmark*: Blend: 65% TSX+35% FTSE Canada

Last Paid Distribution:

SERIES	FREQUENCY	AMOUNT	DATE
F	Annually	0.1342	5/14/2021
A	Annually	0.0327	5/14/2021
FB	Annually	0.1181	5/14/2021
PW	Annually	0.0512	5/14/2021
PWFB	Annually	0.1275	5/14/2021

Fund Codes:

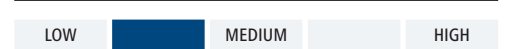
SERIES (CS)	PREFIX	FE	BE	LL2	LL3
F	MFC	5155	—	—	—
A	MFC	5151	5152	7260	5153
FB	MFC	5156	—	—	—
PW	MFC	6661	—	—	—
PWFB	MFC	6818	—	—	—

Additional fund series available at mackenzieinvestments.com/fundcodes.

Why Invest in this fund?

- Seeks to deliver long-term growth of capital by investing in high quality companies complemented with a Core Plus investment approach to fixed income selection
- Invest in niche market leaders which are not typical household names
- The portfolio management team believes that the addition of non-investment grade securities in a Core Plus fixed income strategy can enhance overall returns and reduce interest rate risk

Risk Tolerance



* The blended index is composed of 65% S&P/TSX Composite Index and 35% FTSE Canada Universe Bond Index.

** The major holdings of the Fund may, but do not necessarily, represent the largest holdings of the Fund. Rather, the major holdings are selected for their overall significance in evaluating the investment portfolio. Please see mackenzieinvestments.com/currency to view funds/products using currency derivatives to hedge exchange rate risk.

*** Credit allocation details are provided by one or more sources that may include DBRS, S&P, Bloomberg, FTSE TMX and Citigroup Corp.