

Mackenzie Private Global Conservative Income Balanced Pool Series PWF

Private Wealth Pools

Compound Annualized Returns 03/31/2021

1 Month	0.4%
3 Months	-0.9%
Year-to-date	-0.9%
1 Year	12.4%
2 Years	6.2%
3 Years	5.4%
5 Years	5.1%
Since inception (Dec. 2015)	4.9%

Regional Allocation 02/28/2021

CASH & EQUIVALENTS

Cash & Equivalents	6.8%
--------------------	------

EQUITIES

United States	14.8%
Canada	8.3%
Switzerland	1.2%
France	1.2%
Other	6.6%

FIXED INCOME

United States	22.1%
Canada	19.8%
China	4.4%
Mexico	2.2%
Other	12.6%

Sector Allocation 02/28/2021

Fixed Income	61.0%	Health Care	3.3%
Cash & Equivalents	6.8%	Consumer Staples	3.3%
Information Technology	5.9%	Consumer Discretionary	2.0%
Financials	5.0%	Materials	2.0%
ETFs	4.9%	Other	1.7%
Industrials	3.4%	Communication Serv.	0.7%

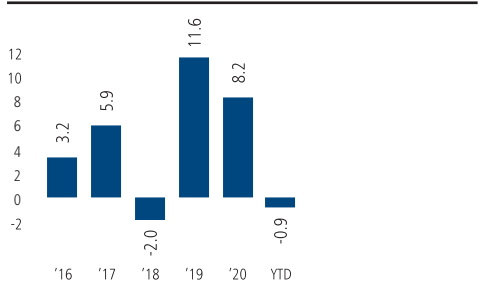
Credit Allocation*** 02/28/2021

AAA	4.0%	B	5.4%
AA	15.0%	CCC & Below	1.9%
A	9.6%	NR	4.5%
BBB	12.4%	Cash & Equivalents	6.9%
BB	7.6%	Equities	32.8%

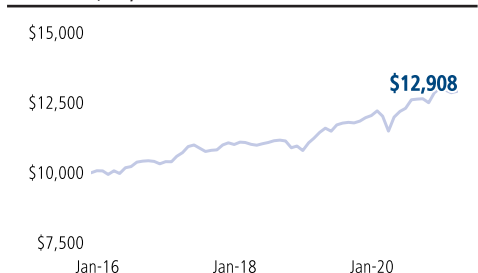
Portfolio Managers

Mackenzie Multi-Asset Strategies Team
 Nelson Arruda, Todd Mattina, Andrea Hallett

Calendar Year Returns (%) 03/31/2021



Value of \$10,000 invested 03/31/2021



Major Holdings** 02/28/2021

Major Holdings Represent 16.7% of the fund

EQUITY

Mackenzie Multi-Strategy Absolute Return Fund Series R	3.6%
Microsoft Corp	0.9%
JPMorgan Chase & Co	0.7%
Apple Inc	0.6%
Visa Inc	0.6%

FIXED INCOME

United States Treasury 0.50% 10-31-2027 Indexed	2.8%
United States Treasury 0.25% 02-15-2050 Inflation Indexed	2.7%
United States Treasury 0.38% 11-30-2025	1.9%
Government of China 3.13% 11-21-2029	1.5%
United States Treasury 0.13% 01-15-2031 Inflation Indexed	1.5%

TOTAL NUMBER OF EQUITY HOLDINGS: 228

TOTAL NUMBER OF FIXED INCOME HOLDINGS: 823

Fund Risk Measures (3 year) 03/31/2021

Annual Std Dev	5.44	Beta	1.09
B' mark Annual Std Dev	4.83	R-squared	0.93
Alpha	-1.39	Sharpe Ratio	0.78

Source: Mackenzie Investments

Key Fund Data

Total Fund Assets: \$50.6 million

NAVPS (03/31/2021): C\$14.48

MER (as of Sep. 2020): PWF: 0.80% PW: 1.59%

Management Fee: PWF: 0.55% PW: 1.30%

Blend: 70% BofAML Global Broad Market (hedged to CAD) and 30% MSCI World (Net) Index

Last Paid Distribution:

SERIES	FREQUENCY	AMOUNT	DATE
PW	Monthly	0.0397	3/19/2021
PWF	Monthly	0.0492	3/19/2021
PWX	Monthly	0.0507	3/19/2021

Fund Codes:

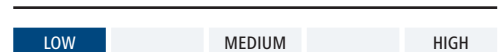
SERIES (C\$)	PREFIX	FE	BE	LL2	LL3
PW	MFC	6573	—	—	—
PWF	MFC	6575	—	—	—
PWX	MFC	6574	—	—	—

Additional fund series available at mackenzieinvestments.com/fundcodes.

Why Invest in this pool?

- The minimum weighted average credit quality is "A-" or higher. This allows access to global investment-grade opportunities during different points in their economic cycles to generate a potentially higher total return while maintaining a low risk profile.
- Invests in quality, dividend-paying companies across sectors and countries to harness the income and growth potential of dividends worldwide.
- Offers a 4% fixed rate distribution that is paid monthly.

Risk Tolerance



* The Blended index is composed of 70% of BofAML Global Broad Market Index (hedged to CAD) and 30% MSCI World (Net) Index.

** The major holdings of the Fund may, but do not necessarily, represent the largest holdings of the Fund. Rather, the major holdings are selected for their overall significance in evaluating the investment portfolio. Please see mackenzieinvestments.com/currency to view funds/products using currency derivatives to hedge exchange rate risk.

*** Credit allocation details are provided by one or more sources that may include DBRS, S&P, Bloomberg, FTSE TMX and Citigroup Corp.