

Mackenzie USD Global Strategic Income Fund Series F

Balanced

Compound Annualized Returns 03/31/2021

1 Month	1.5%
3 Months	0.3%
Year-to-date	0.3%
1 Year	25.3%
2 Years	11.2%
3 Years	8.3%
5 Years	7.3%
Since inception (May, 2015)	6.0%

Regional Allocation 02/28/2021

CASH & EQUIVALENTS

Cash & Equivalents	14.0%
--------------------	-------

EQUITIES

United States	29.0%
Switzerland	2.8%
France	2.7%
Germany	2.5%
Other	14.5%

FIXED INCOME

United States	14.2%
Canada	6.4%
China	3.6%
Mexico	2.3%
Other	8.0%

Sector Allocation 02/28/2021

Fixed Income	34.4%	Industrials	5.0%
Cash & Equivalents	14.0%	Materials	4.3%
Information	11.4%	Consumer Discretionary	3.3%
Technology		Other	1.5%
Financials	9.9%	Real Estate	1.3%
Consumer Staples	7.0%	Communication Serv.	1.3%
Health Care	6.6%		

Credit Allocation*** 02/28/2021

AAA	2.8%	B	1.5%
AA	12.2%	CCC & Below	0.9%
A	5.5%	NR	2.2%
BBB	6.5%	Cash & Equivalents	14.0%
BB	2.9%	Equities	51.6%

Portfolio Managers

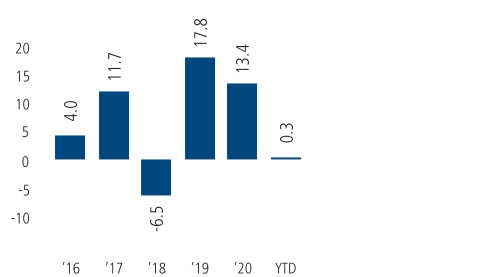
Mackenzie Global Equity & Income Team

Darren McKiernan

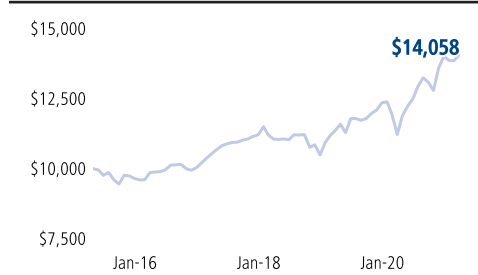
Mackenzie Fixed Income Team

Konstantin Boehmer, Steve Locke

Calendar Year Returns (%) 03/31/2021



Value of \$10,000 invested 03/31/2021



Major Holdings** 02/28/2021

Major Holdings Represent 18.4% of the fund

EQUITY

JPMorgan Chase & Co	1.9%
Microsoft Corp	1.7%
Apple Inc	1.6%
Taiwan Semiconductor Manufacturing Co Ltd	1.5%
Blackstone Group Inc/The	1.5%

FIXED INCOME

United States Treasury 0.25% 02-15-2050 Inflation Indexed	3.0%
United States Treasury 0.50% 10-31-2027	2.4%
United States Treasury 0.38% 11-30-2025	1.9%
United States Treasury 0.13% 01-15-2031 Inflation Indexed	1.6%
Government of China 3.29% 05-23-2029	1.3%

TOTAL NUMBER OF EQUITY HOLDINGS: 84

TOTAL NUMBER OF FIXED INCOME HOLDINGS: 360

Fund Risk Measures (3 year) 03/31/2021

Annual Std Dev	9.30	Beta	0.94
B' mark Annual Std Dev.	9.74	R-squared	0.97
Alpha	-0.35	Sharpe Ratio	0.75

Source: Mackenzie Investments

Key Fund Data

Total Fund Assets: \$79.9 million

NAVPS (03/31/2021): US\$11.03

MER (as of Sep. 2020): F: 0.93% A: 2.30%

Management Fee: F: 0.70% A: 1.85%

Benchmark*: **BLEND 50% MSCI World +50% BofAML Global Broad Mkt Hgd USD**

Last Paid Distribution:

SERIES	FREQUENCY	AMOUNT	DATE
F	Monthly	0.0464	3/19/2021
A	Monthly	0.0443	3/19/2021
FB	Monthly	0.0477	3/19/2021
PW	Monthly	0.0448	3/19/2021
PWFB	Monthly	0.0463	3/19/2021

Fund Codes:

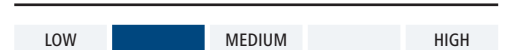
SERIES (US\$)	PREFIX	FE	BE	LL2	LL3
F	MFC	4829	—	—	—
A	MFC	4825	4826	7246	4827
FB	MFC	5009	—	—	—
PW	MFC	6536	—	—	—
PWFB	MFC	6930	—	—	—

Additional fund series available at mackenzieinvestments.com/fundcodes.

Why Invest in this fund?

- Aims to capitalize on global opportunities to deliver the maximum relative return for risk across the global income spectrum
- Free to go anywhere across the entire global range of fixed income and equity securities
- Primarily exposed to U.S. dollars, whether through U.S. securities or currency management. Also, purchases, redemptions, income distributions and performance reporting in U.S. dollars

Risk Tolerance



* The Blended Index is comprised of 50% MSCI World Index and 50% BofAML Global Broad Market Hedged USD.

** The major holdings of the Fund may, but do not necessarily, represent the largest holdings of the Fund. Rather, the major holdings are selected for their overall significance in evaluating the investment portfolio. Please see mackenzieinvestments.com/currency to view funds/products using currency derivatives to hedge exchange rate risk.

*** Credit allocation details are provided by one or more sources that may include DBRS, S&P, Bloomberg, FTSE TMX and Citigroup Corp.