

Mackenzie Growth ETF Portfolio Series F

Managed Assets

Compound Annualized Returns 02/28/2023

1 Month	-1.3%
3 Months	0.4%
Year-to-date	3.9%
1 Year	-4.0%
2 Years	1.9%
3 Years	6.6%
5 Years	5.2%
Since inception (Jan. 2018)	5.0%

Regional Allocation 01/31/2023

CASH & EQUIVALENTS

Cash & Equivalents	2.3%
--------------------	------

EQUITIES

United States	42.3%
Canada	24.3%
Japan	2.8%
United Kingdom	2.2%
Other	8.4%

FIXED INCOME

Canada	8.0%
United States	5.4%
United Kingdom	0.4%
Brazil	0.4%
Other	3.5%

Sector Allocation 01/31/2023

Fixed Income	17.6%	Consumer Discretionary	6.7%
Financials	14.2%	Energy	6.5%
Information	13.7%	Consumer Staples	5.2%
Technology		Communication Serv.	4.9%
Other	9.5%	ETFs	3.2%
Industrials	8.2%	Cash & Equivalents	2.3%
Health Care	8.0%		

Credit Allocation**** 01/31/2023

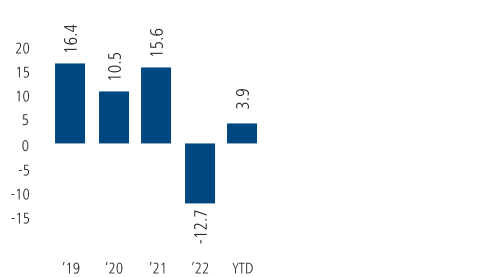
AAA	1.9%	B	1.9%
AA	1.8%	CCC & Below	0.6%
A	2.9%	NR	1.5%
BBB	3.8%	Cash & Equivalents	2.3%
BB	3.2%	Equities	80.1%

Portfolio Managers

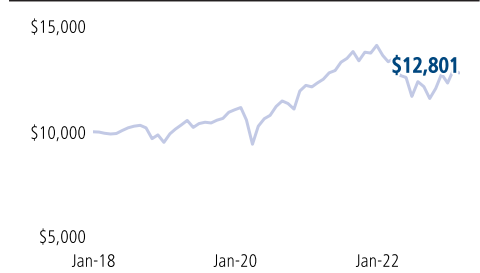
Mackenzie Multi-Asset Strategies Team

Nelson Arruda, Todd Mattina

Calendar Year Returns (%) 02/28/2023



Value of \$10,000 invested 02/28/2023



Major Holdings*** 01/31/2023

Major Holdings Represent 97.0% of the fund

EQUITY

Mackenzie US Large Cap Equity Index ETF	38.6%
Mackenzie Canadian Equity Index ETF	21.7%
Mackenzie International Equity Index ETF	12.0%
Mackenzie Global Women's Leadership ETF	3.7%
Mackenzie Emerging Markets Equity Index ETF	3.1%

FIXED INCOME

Mackenzie Global High Yield Fixed Income ETF	6.7%
Mackenzie Core Plus Canadian Fixed Income ETF	6.4%
Mackenzie Emerging Markets Bond Index ETF (CAD-Hedged)	1.9%
Mackenzie US Investment Grade Corporate Bond Index ETF	1.6%
Mackenzie Unconstrained Bond ETF	1.3%

TOTAL NUMBER OF EQUITY HOLDINGS: 6

TOTAL NUMBER OF FIXED INCOME HOLDINGS: 8

Fund Risk Measures (3 year) 01/31/2023

Annual Std Dev	14.82	Beta	1.14
B' mark Annual Std Dev.	12.92	R-squared	0.99
Alpha	-0.77	Sharpe Ratio	0.28

Source: Mackenzie Investments

Key Fund Data

Total Fund Assets: **\$164.6 million**

NAVPS (02/28/2023): **C\$11.63**

MER (as of Sep. 2022): F: **0.67%** A: **1.89%**

Management Fee: F: **0.45%** A: **1.50%**

55% MSCI AC (All Country) World + 20% S&P/TSX Composite + 20% FTSE Canada Universe Bond + 5% ICE BofA Merrill Lynch Global Broad Market (Hedged to CAD)

Last Paid Distribution:

SERIES	FREQUENCY	AMOUNT	DATE
A	Annually	0.0690	12/23/2022
F	Annually	0.1966	12/23/2022
F8	Monthly	0.0834	2/17/2023
T8	Monthly	0.0831	2/17/2023
PW	Annually	0.0803	12/23/2022

Fund Codes:

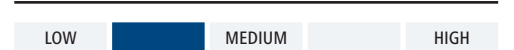
SERIES (C\$)	PREFIX	FE	BE *	LL2 *	LL3 *
A	MFC	5461	5462	—	5463
F	MFC	5465	—	—	—
F8	MFC	5648	—	—	—
T8	MFC	5736	5737	—	5738
PW	MFC	5470	—	—	—

Additional fund series available at mackenzieinvestments.com/fundcodes

Why Invest in this fund?

- Growth-focused portfolio that invests mostly in equity and to a lesser extent in fixed income ETFs with a growth oriented investment style.
- Growth-focused portfolio that seeks some capital protection.
- Seeks to achieve growth without excessive risk.

Risk Tolerance



* Effective June 1, 2022, the redemption charge purchase option, and the low-load purchase option are no longer available for purchase, including those made through systematic purchase plans such as pre-authorized contribution plans. Switching from securities of a Mackenzie Fund previously purchased under the redemption charge or low-load purchase options to securities of another Mackenzie Fund, under the same purchase option, will continue to be available until such redemption schedules expire.

** The blended index is composed of 55% MSCI AC (All Country) World, 20% S&P/TSX Composite, 20% FTSE Canada Universe Bond and 5% ICE BofA Merrill Lynch Global Broad Market (Hedged to CAD).

*** The major holdings of the Fund may, but do not necessarily, represent the largest holdings of the Fund. Rather, the major holdings are selected for their overall significance in evaluating the investment portfolio.

**** Credit ratings and rating categories are based on ratings issued by a designated rating organization.