

# Mackenzie FuturePath Canadian Balanced Fund

## Why invest in this fund?

- Investing in a diversified mix of attractively valued Canadian companies and fixed income securities.
- Optimized portfolio that aims to maximize risk-adjusted returns.
- Highly experienced portfolio management teams with proven track records.

## What does this fund invest in?

- The Fund seeks long-term capital growth and current income by investing in a combination of Canadian equities and fixed-income securities.
- The Fund may invest in securities directly or may invest in other investment funds.
- The Fund's asset mix will generally range between 40-60% equities and 20-60% fixed income securities.

## Benchmark

55% S&P/TSX Composite / 45% FTSE Canada Universe Bond Index

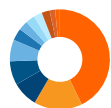
## Top 10 Holdings

As of Mar 31, 2026

Royal Bank of Canada	3.66%
Agnico Eagle Mines Ltd	3.07%
Government of Canada 3.25% 06-01-2035	2.85%
Toronto-Dominion Bank/The	2.62%
Kinross Gold Corp	2.22%
Suncor Energy Inc	2.11%
Province de l'Ontario 3,95 % 02-12-2035	1.83%
Province of Ontario 3.90% 06-02-2036	1.15%
Government of Canada 2.75% 12-01-2055	1.11%
Government of Canada 3.25% 12-01-2034	1.09%

## Sector allocation

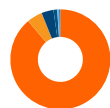
as of Mar 31, 2026



Fixed Income	42.8%
Financials	15.6%
Materials	8.3%
Energy	7.7%
Industrials	7.0%
Cash & Equivalents	3.9%
Information Technology	3.1%
Consumer Discretionary	3.0%
Other	2.7%
Consumer Staples	2.6%
ETFs	1.8%
Utilities	1.5%

## Regional allocation

as of Mar 31, 2026



Canada	88.9%
United States	5.0%
Cash & Equivalents	3.9%
Other	1.2%
Mexico	0.6%
United Kingdom	0.4%

## Credit allocation

as of Mar 31, 2026



AAA	11.3%
AA	5.9%
A	7.7%
BBB	8.4%
BB	3.1%
B	1.0%
CCC & Below	0.3%
NR	4.7%
Cash & Equivalents	4.0%
Equities	53.6%

## Fund management

### FUND DETAILS

<b>Asset class:</b>	Canadian Balanced
<b>Fund start date:</b>	June 22, 2022
<b>Risk tolerance:</b>	Low to Medium
<b>PFSL classification:</b>	Balanced
<b>Total Fund Assets:</b>	\$19.90 million

### FUND CODES

Series	Prefix	Front End
PA	MFC	13672
PH	MFC	13675

### MANAGEMENT FEES

Series	Management fees	MER
PA	0.85%	1.21%
PH	0.70%	0.98%

### LAST PAID DISTRIBUTION

Series	Frequency	Amount	Date
PA	Annually	0.2246	Dec 23, 2025
PH	Annually	0.2495	Dec 23, 2025

### PORTFOLIO MANAGERS

#### William Aldridge

Mackenzie North American Equity & Income Team

Senior Vice-President, Portfolio Manager

#### Felix Wong

Mackenzie Fixed Income Team

Vice-President, Portfolio Manager

# Mackenzie FuturePath Canadian Balanced Fund



## Compound net returns (%)

as of Apr 30, 2026

	Series PA%	Series PH%
1 Month	1.67	1.69
3 Month	2.79	2.85
6 Month	5.33	5.45
1 Year	17.94	18.21
3 Years	11.16	11.42
Since inception (June 22, 2022)	10.94	11.20

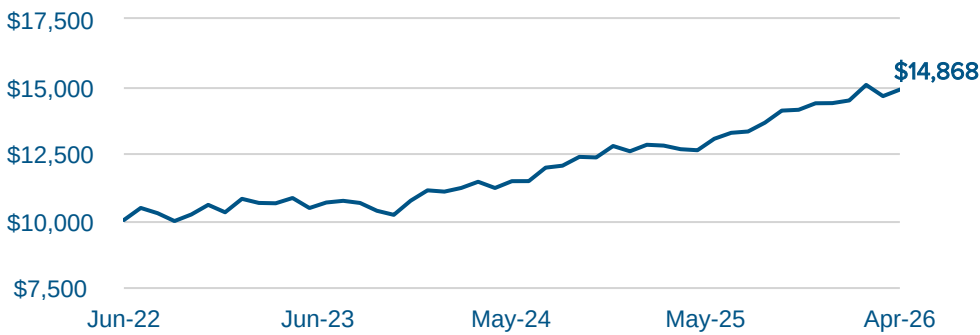
## Calendar year returns (%)

as of Apr 30, 2026

	Series PA%	Series PH%
2023	7.96	8.19
2024	13.12	13.38
2025	14.30	14.57
YTD	3.51	3.58

## Value of \$10,000 invested

as of Apr 30, 2026



Commissions, trailing commissions, management fees and expenses all may be associated with mutual fund investments. Please read the prospectus before investing. Mutual funds are not guaranteed, their values change frequently and past performance may not be repeated.



Scan here  
to learn more