

# Mackenzie FuturePath Canadian Core Plus Bond Fund

## Why invest in this fund?

- Canadian income through disciplined, high-quality bond investment.
- Conservative growth potential through allocations to high yield investments.
- Actively managed to optimize risk-adjusted return potential.

## What does this fund invest in?

- The Fund seeks a steady flow of income by investing mainly in Canadian government and corporate fixed-income securities and asset-backed securities with maturities of more than one year.
- The Fund also seeks capital gains by trading in fixed-income securities.
- The Fund pursues this objective by investing in securities directly and/or by investing in other investment funds.

## Benchmark

85% FTSE Canada Universe Bond / 11.25% BofA US HY Master II (CAD Hedged) / 3.75% BofA CDN HY (CAD Hedged)

## Top 10 Holdings

As of Mar 31, 2026

Government of Canada 3.25% 06-01-2035	6.43%
Province de l'Ontario 3.95 % 02-12-2035	4.14%
Province of Ontario 3.90% 06-02-2036	2.60%
Government of Canada 2.75% 12-01-2055	2.51%
Government of Canada 3.25% 12-01-2034	2.47%
Province of Quebec 4.40% 12-01-2055	2.42%
Mackenzie Canadian Aggregate Bond Index ETF	2.36%
Government of Canada 3.00% 02-01-2027	2.02%
Government of Canada 2.75% 09-01-2030	1.71%
CPPIB Capital Inc. 4.30% 06-02-2034	1.62%

## Sector allocation

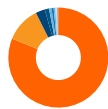
as of Mar 31, 2026



Corporate Bonds	45.4%
Provincial Bonds	21.2%
Federal Bonds	21.1%
Mutual&Pooled	6.6%
Cash & Equivalents	3.0%
Foreign Fixed Income	2.0%
Equities	0.4%
Bank Loans	0.2%
Municipal Bonds	0.1%

## Regional allocation

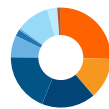
as of Mar 31, 2026



Canada	81.2%
United States	11.4%
Cash & Equivalents	3.0%
Mexico	1.4%
United Kingdom	0.8%
Chile	0.7%
Other	0.5%
Australia	0.4%
Germany	0.3%
France	0.2%
Luxembourg	0.1%

## Credit allocation

as of Mar 31, 2026



AAA	25.5%
AA	13.3%
A	17.4%
BBB	19.0%
BB	7.1%
B	2.2%
CCC & Below	0.6%
NR	10.6%
Cash & Equivalents	3.2%
Equities	1.2%

## Fund management

### FUND DETAILS

<b>Asset class:</b>	Canadian Fixed Income
<b>Fund start date:</b>	June 22, 2022
<b>Risk tolerance:</b>	Low
<b>PFSL classification:</b>	Income
<b>Total Fund Assets:</b>	\$8.87 million
<b>Yield to Maturity:</b>	4.05%
<b>Duration:</b>	6.4 year(s)
<b>Average Credit Quality:</b>	BBB+

### FUND CODES

Series	Prefix	Front End
PA	MFC	13666
PH	MFC	13669

### MANAGEMENT FEES

Series	Management fees	MER
PA	0.55%	0.82%
PH	0.45%	0.69%

### LAST PAID DISTRIBUTION

Series	Frequency	Amount	Date
PA	Monthly	0.0304	Apr 24, 2026
PH	Monthly	0.0318	Apr 24, 2026

### PORTFOLIO MANAGERS

**Konstantin Boehmer**

Mackenzie Fixed Income Team

Senior Vice-President, Portfolio Manager

# Mackenzie FuturePath Canadian Core Plus Bond Fund



## Compound net returns (%)

as of Apr 30, 2026

	Series PA%	Series PH%
1 Month	0.28	0.29
3 Month	-0.42	-0.39
6 Month	-0.71	-0.65
1 Year	2.08	2.22
3 Years	3.41	3.54
Since inception (June 22, 2022)	3.89	4.04

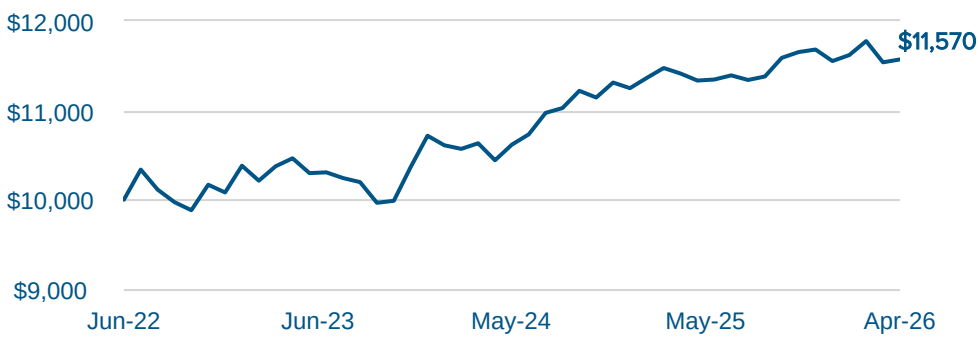
## Calendar year returns (%)

as of Apr 30, 2026

	Series PA%	Series PH%
2023	6.30	6.41
2024	4.97	5.10
2025	2.70	2.84
YTD	0.16	0.20

## Value of \$10,000 invested

as of Apr 30, 2026



Commissions, trailing commissions, management fees and expenses all may be associated with mutual fund investments. Please read the prospectus before investing. Mutual funds are not guaranteed, their values change frequently and past performance may not be repeated.



Scan here  
to learn more