

# Mackenzie FuturePath Canadian Dividend Fund

## Why invest in this fund?

- Canadian dividends which can contribute to total returns over the long term.
- Margin of safety from buying at attractive valuations.
- Global exposure to diversify the portfolio and mitigate volatility.

## What does this fund invest in?

- The Fund seeks long-term capital growth and dividend yield with below-average risk by investing primarily in common and preferred shares of Canadian corporations, either directly or by investing in other investment funds.
- Generally, the Fund will not invest more than 30% of its assets in foreign securities.

## Benchmark

76% S&P/TSX Dividend Index / 19% MSCI World / 5% S&P 500


## Top 10 Holdings

As of Mar 31, 2026

Royal Bank of Canada	7.19%
Toronto-Dominion Bank/The	4.72%
Agnico Eagle Mines Ltd	4.65%
Canadian Natural Resources Ltd	4.23%
Enbridge Inc	3.52%
Manulife Financial Corp	3.51%
Canadian Pacific Kansas City Ltd	2.71%
Bank of Montreal	2.62%
Canadian Imperial Bank of Commerce	2.58%
Cenovus Energy Inc	2.46%

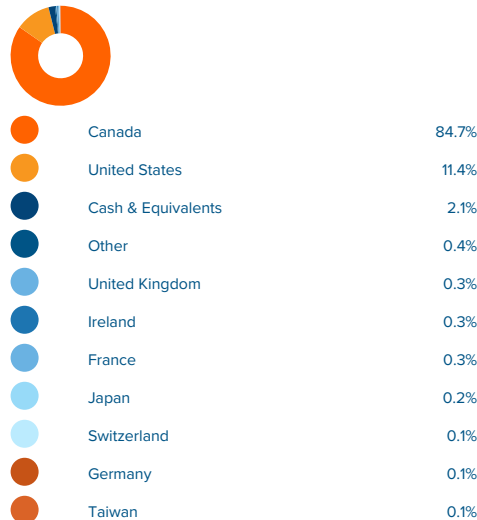
## Sector allocation

as of Mar 31, 2026



## Regional allocation

as of Mar 31, 2026



## Fund management

### FUND DETAILS

<b>Asset class:</b>	Canadian Equity
<b>Fund start date:</b>	June 22, 2022
<b>Risk tolerance:</b>	Medium
<b>PFSL classification:</b>	Growth
<b>Total Fund Assets:</b>	\$71.70 million

### FUND CODES

Series	Prefix	Front End
PA	MFC	13606
PH	MFC	13609

### MANAGEMENT FEES

Series	Management fees	MER
PA	0.85%	1.24%
PH	0.75%	1.02%

### LAST PAID DISTRIBUTION

Series	Frequency	Amount	Date
PA	Monthly	0.0267	Apr 24, 2026
PH	Monthly	0.0297	Apr 24, 2026

### PORTFOLIO MANAGERS

#### Katherine Owen

Mackenzie Global Equity & Income Team  
 Vice-President, Portfolio Manager

#### Tim Johal

Mackenzie North American Equity & Income Team  
 Vice-President, Portfolio Manager

# Mackenzie FuturePath Canadian Dividend Fund



## Compound net returns (%)

as of Apr 30, 2026

	Series PA%	Series PH%
1 Month	3.28	3.30
3 Month	7.63	7.70
6 Month	13.90	14.04
1 Year	31.11	31.41
3 Years	16.06	16.33
Since inception (June 22, 2022)	14.76	15.04

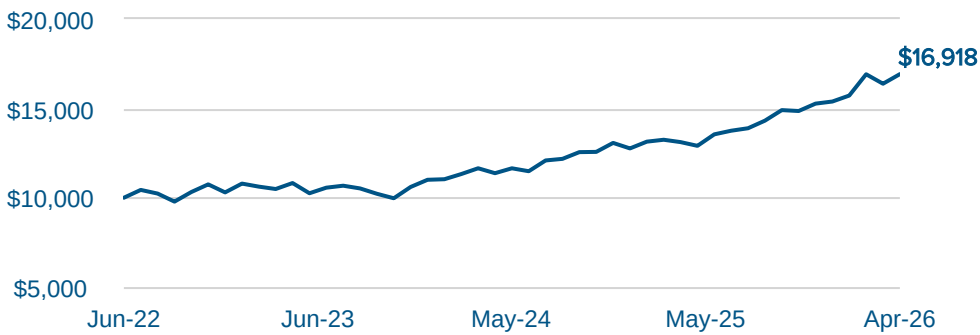
## Calendar year returns (%)

as of Apr 30, 2026

	Series PA%	Series PH%
2023	6.87	7.14
2024	15.95	16.22
2025	20.57	20.84
YTD	9.96	10.06

## Value of \$10,000 invested

as of Apr 30, 2026



Commissions, trailing commissions, management fees and expenses all may be associated with mutual fund investments. Please read the prospectus before investing. Mutual funds are not guaranteed, their values change frequently and past performance may not be repeated.



Scan here  
to learn more