

Mackenzie FuturePath Canadian Equity Balanced Fund

Why invest in this fund?

- Investing in a diversified mix of attractively valued Canadian companies and fixed income securities.
- Optimized portfolio that aims to maximize risk-adjusted returns.
- Highly experienced portfolio management teams with proven track records.

What does this fund invest in?

- The Fund seeks long-term capital growth consistent with reasonable safety of capital and a steady flow of current income by investing in a combination of Canadian equities and fixed-income securities.
- The Fund may invest in securities directly or may invest in other investment funds.
- The Fund's asset mix will generally range between 60-90% equities and 0-40% fixed income securities.

Benchmark

70% S&P/TSX Composite / 30% FTSE TMX Canada Universe Bond

Top 10 Holdings

As of Mar 31, 2026

Royal Bank of Canada	4.66%
Agnico Eagle Mines Ltd	3.91%
Toronto-Dominion Bank/The	3.33%
Kinross Gold Corp	2.83%
Suncor Energy Inc	2.69%
Government of Canada 3.25% 06-01-2035	1.92%
Province de l'Ontario 3.95 % 02-12-2035	1.23%
Province of Ontario 3.90% 06-02-2036	0.77%
Government of Canada 2.75% 12-01-2055	0.75%
Government of Canada 3.25% 12-01-2034	0.73%

Sector allocation

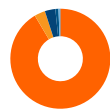
as of Mar 31, 2026



Fixed Income	28.6%
Financials	19.7%
Materials	10.6%
Energy	9.9%
Industrials	8.9%
Information Technology	4.0%
Consumer Discretionary	3.8%
Cash & Equivalents	3.5%
Other	3.5%
Consumer Staples	3.3%
ETFs	2.3%
Utilities	1.9%

Regional allocation

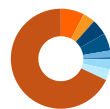
as of Mar 31, 2026



Canada	91.5%
Cash & Equivalents	3.5%
United States	3.4%
Other	1.0%
Mexico	0.4%
United Kingdom	0.2%

Credit allocation

as of Mar 31, 2026



AAA	7.6%
AA	4.0%
A	5.2%
BBB	5.7%
BB	2.1%
B	0.7%
CCC & Below	0.2%
NR	3.2%
Cash & Equivalents	3.5%
Equities	68.0%

Fund management

FUND DETAILS

Asset class:	Canadian Balanced
Fund start date:	June 22, 2022
Risk tolerance:	Low to Medium
PFSL classification:	Growth
Total Fund Assets:	\$7.01 million

FUND CODES

Series	Prefix	Front End
PA	MFC	13678
PH	MFC	13681

MANAGEMENT FEES

Series	Management fees	MER
PA	0.85%	1.22%
PH	0.70%	0.98%

LAST PAID DISTRIBUTION

Series	Frequency	Amount	Date
PA	Annually	0.1987	Dec 23, 2025
PH	Annually	0.2231	Dec 23, 2025

PORTFOLIO MANAGERS

William Aldridge

Mackenzie North American Equity & Income Team

Senior Vice-President, Portfolio Manager

Felix Wong

Mackenzie Fixed Income Team

Vice-President, Portfolio Manager

Mackenzie FuturePath Canadian Equity Balanced Fund



Compound net returns (%)

as of Apr 30, 2026

	Series PA%	Series PH%
1 Month	2.06	2.08
3 Month	3.71	3.77
6 Month	7.07	7.20
1 Year	22.73	23.04
3 Years	13.43	13.71
Since inception (June 22, 2022)	12.80	13.08

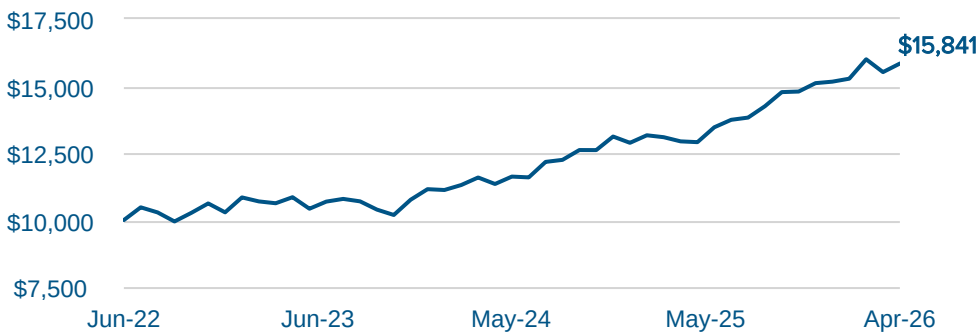
Calendar year returns (%)

as of Apr 30, 2026

	Series PA%	Series PH%
2023	8.41	8.64
2024	15.50	15.78
2025	17.72	18.01
YTD	4.46	4.55

Value of \$10,000 invested

as of Apr 30, 2026



Commissions, trailing commissions, management fees and expenses all may be associated with mutual fund investments. Please read the prospectus before investing. Mutual funds are not guaranteed, their values change frequently and past performance may not be repeated.



Scan here
to learn more