

# Mackenzie FuturePath Global Core Plus Bond Fund

## Why invest in this fund?

- Global breadth providing access to diversified markets.
- Opportunistic agility to capitalize on global market conditions.
- Actively managed to optimize risk-adjusted return potential.

## What does this fund invest in?

- The Fund seeks income and long-term capital growth by investing primarily in a diversified portfolio of fixed-income securities issued by companies or governments of any size, anywhere in the world.
- The Fund pursues this objective by investing in securities directly and/or by investing in other investment funds.

## Benchmark

90% BofA GBMI (CAD Hedged) / 7.5% US HY (CAD Hedged) / 2.5% ICE BofA CDN HY (CAD Hedged)

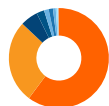
## Top 10 Holdings

As of Mar 31, 2025

Government of Germany 2.30% 02-15-2033	8.81%
United States Treasury 4.38% 05-15-2034	5.74%
United States Treasury 3.88% 08-15-2034	4.60%
United States Treasury 3.50% 02-15-2033	4.54%
United States Treasury 4.25% 01-31-2030	3.39%
United Kingdom Gilt 0.88% 07-31-2033	2.75%
Government of Belgium 2.85% 10-22-2034 [144A]	2.69%
Government of Korea 3.00% 12-10-2034	2.66%
United States Treasury 4.25% 11-15-2034	2.65%
United States Treasury 4.63% 02-15-2055	2.57%

## Sector allocation

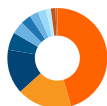
as of Mar 31, 2025



Foreign Fixed Income	60.2%
Corporate Bonds	26.8%
Mutual&Pooled	5.7%
Equities	2.5%
Bank Loans	1.5%
Other	1.4%
Federal Bonds	0.9%
Cash & Equivalents	0.6%
Provincial Bonds	0.2%
Mortgage Backed	0.1%
Municipal Bonds	0.1%

## Regional allocation

as of Mar 31, 2025



United States	45.6%
Canada	17.7%
Germany	14.4%
Other	5.7%
United Kingdom	4.1%
Belgium	3.3%
New Zealand	2.8%
South Korea	2.7%
France	1.6%
Brazil	1.5%
Cash & Equivalents	0.6%

## Credit allocation

as of Mar 31, 2025



AAA	18.2%
AA	41.6%
A	1.2%
BBB	11.0%
BB	9.7%
B	3.5%
CCC & Below	2.4%
NR	6.6%
Cash & Equivalents	0.6%
Equities	5.3%

## Fund management

### FUND DETAILS

<b>Asset class:</b>	Global Fixed Income
<b>Fund start date:</b>	June 22, 2022
<b>Risk tolerance:</b>	Low
<b>PFSL classification:</b>	Income
<b>Total Fund Assets:</b>	\$9.78 million
<b>Yield to Maturity:</b>	4.99%
<b>Duration:</b>	6.1 year(s)
<b>Average Credit Quality:</b>	BBB+

### FUND CODES

Series	Prefix	Front End
PA	MFC	13660
PH	MFC	13663

### MANAGEMENT FEES

Series	Management fees	MER
PA	0.75%	1.07%
PH	0.65%	0.90%

### LAST PAID DISTRIBUTION

Series	Frequency	Amount	Date
PA	Monthly	0.0152	Apr 17, 2025
PH	Monthly	0.0164	Apr 17, 2025

### PORTFOLIO MANAGERS

**Konstantin Boehmer**

**Mackenzie Fixed Income Team**

Senior Vice-President, Team Lead, Fixed Income, Portfolio Manager

# Mackenzie FuturePath Global Core Plus Bond Fund



## Compound net returns (%)

as of Apr 30, 2025

	Series PA%	Series PH%
1 Month	-0.01	0.01
3 Month	0.27	0.31
6 Month	0.57	0.65
1 Year	5.80	5.99
Since inception (June 22, 2022)	3.88	4.11

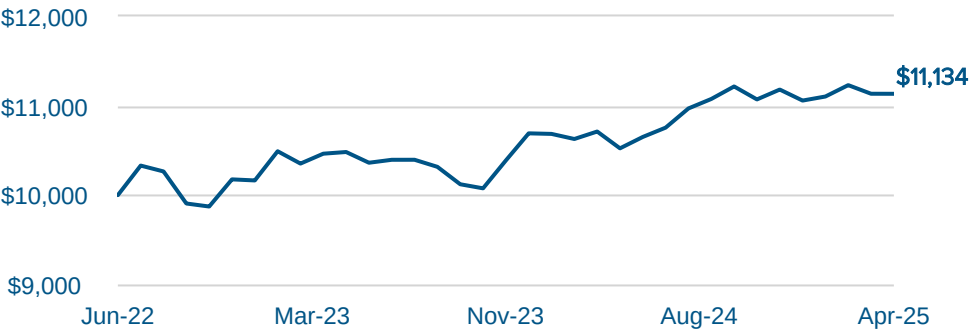
## Calendar year returns (%)

as of Apr 30, 2025

	Series PA%	Series PH%
2023	5.19	5.43
2024	3.43	3.62
YTD	0.68	0.74

## Value of \$10,000 invested

as of Apr 30, 2025



**For Investor use only.** No portion of this communication may be reproduced or distributed to the public as it does not comply with investor sales communication rules. Commissions, trailing commissions, management fees and expenses all may be associated with mutual fund investments. Please read the prospectus before investing. Mutual funds are not guaranteed, their values change frequently and past performance may not be repeated.



Scan here  
to learn more