

Mackenzie FuturePath Global Equity Balanced Fund

Why invest in this fund?

- Global growth through disciplined, high-quality equity and fixed income security selection.
- Optimized portfolio that aims to maximize risk-adjusted returns.
- Highly experienced portfolio management teams with proven track records.

What does this fund invest in?

- The Fund seeks long-term capital growth and current income by investing primarily in equities and fixed-income securities of issuers anywhere in the world.
- The Fund may invest in securities directly or may invest in other investment funds.
- The Fund's asset mix will generally range between 60-90% equities and 0-40% fixed income securities.

Benchmark

70% MSCI World / 27% BofA GBMI (CAD Hedged) / 2.25% BofA US HY Master II (CAD Hedged) / 0.75% BofA CDN HY (CAD Hedged)

Top 10 Holdings

As of Mar 31, 2026

Alphabet Inc	3.83%
Apple Inc	3.66%
NVIDIA Corp	3.56%
United States Treasury 4.38% 05-15-2034	3.49%
Meta Platforms Inc	3.12%
Microsoft Corp	2.90%
United States Treasury 4.63% 11-15-2055	2.72%
Bundesrepublik Deutschland Bundesanleihe 2.60% 08-15-2035	1.58%
Government of Australia 1.00% 12-21-2030	1.09%
Government of Brazil 10.00% 01-01-2029	0.96%

Sector allocation

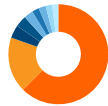
as of Mar 31, 2026



Fixed Income	27.2%
Information Technology	19.6%
Health Care	9.4%
Industrials	9.4%
Communication Serv.	8.0%
Financials	7.7%
Consumer Staples	6.1%
Consumer Discretionary	5.6%
Materials	4.9%
Cash & Equivalents	2.1%

Regional allocation

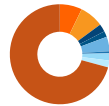
as of Mar 31, 2026



United States	62.5%
Other	17.9%
Canada	4.2%
France	3.7%
United Kingdom	3.0%
Ireland	2.3%
Germany	2.3%
Cash & Equivalents	2.1%
Australia	2.0%

Credit allocation

as of Mar 31, 2026



AAA	7.2%
AA	7.7%
A	2.5%
BBB	1.9%
BB	4.7%
B	0.6%
CCC & Below	0.2%
NR	2.2%
Cash & Equivalents	2.2%
Equities	70.8%

Fund management

FUND DETAILS

Asset class:	Global Balanced
Fund start date:	June 22, 2022
Risk tolerance:	Low to Medium
PFSL classification:	Growth
Total Fund Assets:	\$22.39 million

FUND CODES

Series	Prefix	Front End
PA	MFC	13690
PH	MFC	13693

MANAGEMENT FEES

Series	Management fees	MER
PA	0.85%	1.25%
PH	0.75%	1.02%

LAST PAID DISTRIBUTION

Series	Frequency	Amount	Date
PA	Annually	0.6325	Dec 23, 2025
PH	Annually	0.6610	Dec 23, 2025

PORTFOLIO MANAGERS

Tyler Hewlett

Mackenzie Bluewater Team

Senior Vice-President, Portfolio Manager

Konstantin Boehmer

Mackenzie Fixed Income Team

Senior Vice-President, Portfolio Manager

Mackenzie FuturePath Global Equity Balanced Fund



Compound net returns (%)

as of Apr 30, 2026

	Series PA%	Series PH%
1 Month	3.42	3.44
3 Month	0.29	0.34
6 Month	-1.72	-1.61
1 Year	1.50	1.74
3 Years	5.28	5.52
Since inception (June 22, 2022)	7.56	7.81

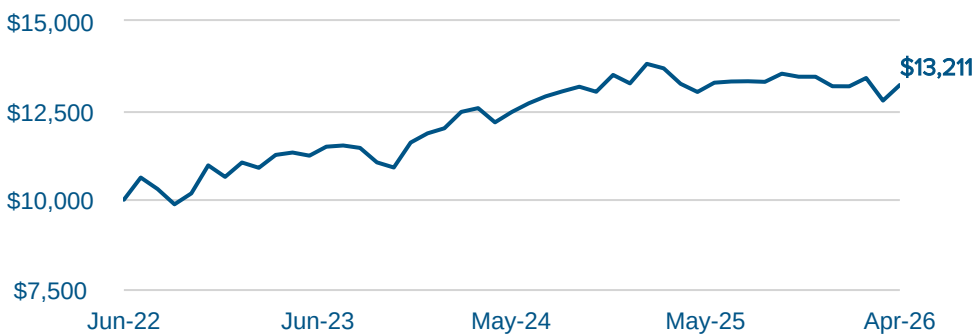
Calendar year returns (%)

as of Apr 30, 2026

	Series PA%	Series PH%
2023	11.45	11.70
2024	11.79	12.05
2025	-0.60	-0.37
YTD	0.27	0.34

Value of \$10,000 invested

as of Apr 30, 2026



Commissions, trailing commissions, management fees and expenses all may be associated with mutual fund investments. Please read the prospectus before investing. Mutual funds are not guaranteed, their values change frequently and past performance may not be repeated.



Scan here
to learn more