

Mackenzie FuturePath Global Equity Balanced Portfolio

Why invest in this fund?

- Bespoke all in one solution created exclusively for Primerica.
- Growth potential with volatility mitigation.
- Actively managed to optimize risk adjusted return potential.

What does this fund invest in?

- The Fund seeks long-term capital growth and income by investing primarily in other mutual funds that invest in Canadian and foreign equities and fixed-income securities and other asset categories, although it may also invest in securities directly.
- The Fund's asset mix will generally range between 60%–90% equities and 0%–40% fixed-income securities.
- The Fund diversifies in terms of geographic exposure, equity factor exposure, sector exposure, company market capitalization, portfolio manager style, credit quality and duration.

Benchmark

25% FTSE Canada Universe Bond / 60% MSCI ACWI / 15% S&P/TSX Composite

Top 10 Holdings

As of Nov 30, 2025

Mack US Equity Pool Series R	26.27%
Mack Canadian Equity Pool Series R	16.95%
Mack Comprehensive Equity Pool Series R	14.44%
Mack EAFE Equity Pool Series R	10.12%
Mackenzie Canadian Bond Fund Series R	7.75%
Mackenzie Broad Risk Premia Collection Fund Series R	5.15%
Mackenzie Enhanced Fixed Income Risk Premia Fund Series R	4.15%
Mackenzie FuturePath Canadian Core Bond Fund Series R	1.98%

Sector allocation

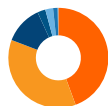
as of Nov 30, 2025



Information Technology	15.9%
Financials	15.3%
Fixed Income	14.4%
ETFs	11.8%
Other	11.1%
Industrials	7.5%
Consumer Discretionary	6.2%
Health Care	5.8%
Communication Serv.	4.8%
Materials	4.7%
Cash & Equivalents	2.5%

Regional allocation

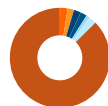
as of Nov 30, 2025



United States	44.4%
Canada	36.4%
Other	12.4%
United Kingdom	2.6%
Cash & Equivalents	2.5%
Germany	1.5%
Mexico	0.2%

Credit allocation

as of Nov 30, 2025



AAA	2.6%
AA	2.0%
A	2.3%
BBB	2.1%
BB	0.1%
B	0.0%
CCC & Below	0.0%
NR	1.0%
Cash & Equivalents	2.5%
Equities	87.4%

Fund management

FUND DETAILS

Asset class:	Global Balanced
Fund start date:	June 22, 2022
Risk tolerance:	Low to Medium
PFSL classification:	Growth
Total Fund Assets:	\$153.07 million

FUND CODES

Series	Prefix	Front End
PA	MFC	13714
PH	MFC	13717

MANAGEMENT FEES

Series	Management fees	MER
PA	1.00%	1.36%
PH	0.75%	1.01%

LAST PAID DISTRIBUTION

Series	Frequency	Amount	Date
PA	Annually	0.2058	Dec 23, 2025
PH	Annually	0.2511	Dec 23, 2025

PORTFOLIO MANAGERS

Nelson Arruda

Mackenzie Multi-Asset Strategies Team
 Senior Vice-President, Portfolio Manager

Mackenzie FuturePath Global Equity Balanced Portfolio



Compound net returns (%)

as of Dec 31, 2025

	Series PA%	Series PH%
1 Month	-0.50	-0.47
3 Month	1.83	1.92
6 Month	10.26	10.45
1 Year	15.43	15.83
Since inception (June 22, 2022)	14.92	15.33

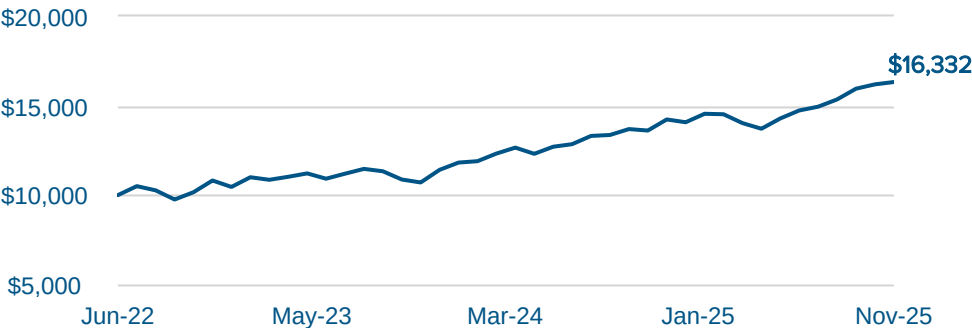
Calendar year returns (%)

as of Dec 31, 2025

	Series PA%	Series PH%
2023	13.04	13.42
2024	19.08	19.50
YTD	15.43	15.83

Value of \$10,000 invested

as of Dec 31, 2025



Commissions, trailing commissions, management fees and expenses all may be associated with mutual fund investments. Please read the prospectus before investing. Mutual funds are not guaranteed, their values change frequently and past performance may not be repeated.



Scan here
to learn more