

# Mackenzie FuturePath Global Equity Portfolio

## Why invest in this fund?

- Bespoke all in one solution created exclusively for Primerica.
- Focus on growth potential.
- Actively managed to optimize risk adjusted return potential.

## What does this fund invest in?

- The Fund seeks long-term capital growth by investing primarily in other mutual funds that invest in Canadian and foreign equities and other asset categories, although it may also invest in securities directly.
- The Fund diversifies in terms of geographic exposure, equity factor exposure, sector exposure, company market capitalization, portfolio manager style, credit quality and duration.

## Benchmark

90% MSCI ACWI / 10% S&P/TSX Composite

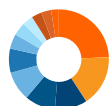
## Top 10 Holdings

As of Nov 30, 2025

Mack US Equity Pool Series R	44.82%
Mack Comprehensive Equity Pool Series R	16.93%
Mack EAFE Equity Pool Series R	11.84%
Mackenzie FuturePath International Equity Fund Series R	4.41%
Mackenzie Broad Risk Premia Collection Fund Series R	4.22%
Mackenzie Enhanced Equity Risk Premia Fund Series R	3.88%
Vanguard Value ETF	3.01%
Mackenzie US All Cap Growth Fund Series R	2.94%
Mack Canadian Equity Pool Series R	2.33%
Mackenzie GQE Global Equity Fund Series R	2.31%

## Sector allocation

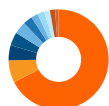
as of Nov 30, 2025



Information Technology	24.3%
Financials	16.5%
Industrials	10.5%
Health Care	9.9%
Consumer Discretionary	9.5%
Communication Serv.	7.8%
Consumer Staples	4.8%
Cash & Equivalents	4.3%
Materials	3.4%
Energy	3.3%
Other	3.2%
Utilities	2.5%

## Regional allocation

as of Nov 30, 2025



United States	67.5%
Other	7.2%
Canada	4.9%
Cash & Equivalents	4.3%
United Kingdom	4.0%
Japan	3.0%
France	2.2%
Germany	2.2%
Switzerland	1.9%
Australia	1.7%
China	1.1%

## Fund management

### FUND DETAILS

<b>Asset class:</b>	Global Equity
<b>Fund start date:</b>	June 22, 2022
<b>Risk tolerance:</b>	Medium
<b>PFSL classification:</b>	Growth
<b>Total Fund Assets:</b>	\$244.20 million

### FUND CODES

Series	Prefix	Front End
PA	MFC	13720
PH	MFC	13723

### MANAGEMENT FEES

Series	Management fees	MER
PA	1.00%	1.42%
PH	0.80%	1.07%

### LAST PAID DISTRIBUTION

Series	Frequency	Amount	Date
PA	Annually	0.2090	Dec 23, 2025
PH	Annually	0.2564	Dec 23, 2025

### PORTFOLIO MANAGERS

**Nelson Arruda**  
 Mackenzie Multi-Asset Strategies Team  
 Senior Vice-President, Portfolio Manager

# Mackenzie FuturePath Global Equity Portfolio



## Compound net returns (%)

as of Dec 31, 2025

	Series PA%	Series PH%
1 Month	-0.88	-0.85
3 Month	1.37	1.46
6 Month	10.93	11.13
1 Year	15.37	15.79
Since inception (June 22, 2022)	17.86	18.28

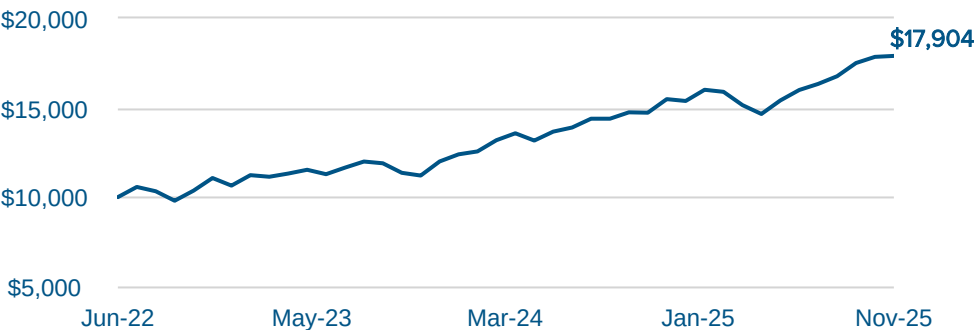
## Calendar year returns (%)

as of Dec 31, 2025

	Series PA%	Series PH%
2023	16.45	16.85
2024	24.09	24.52
YTD	15.37	15.79

## Value of \$10,000 invested

as of Dec 31, 2025



Commissions, trailing commissions, management fees and expenses all may be associated with mutual fund investments. Please read the prospectus before investing. Mutual funds are not guaranteed, their values change frequently and past performance may not be repeated.



Scan here  
to learn more