

Mackenzie GQE US Mid Cap Equity Currency Neutral Fund Series F

US Equity

Compound Annualized Returns* 05/31/2026

1 Month	-1.9%
3 Months	-7.0%
Year-to-date	-6.0%
1 Year	0.2%
2 Years	-0.8%
3 Years	4.7%
5 Years	-2.0%
Since inception (Oct. 2020)	4.5%

Regional Allocation 04/30/2026

CASH & EQUIVALENTS

Cash & Equivalents	1.6%
--------------------	------

OVERALL

United States	98.4%
---------------	-------

Sector Allocation 04/30/2026

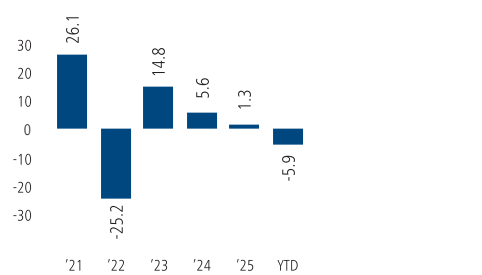
Industrials	26.4%
Health Care	25.0%
Information Technology	25.0%
Financials	12.7%
Communication Serv.	3.0%
Consumer Staples	2.4%
Real Estate	2.1%
Consumer Discretionary	1.8%
Cash & Equivalents	1.6%

Portfolio Managers

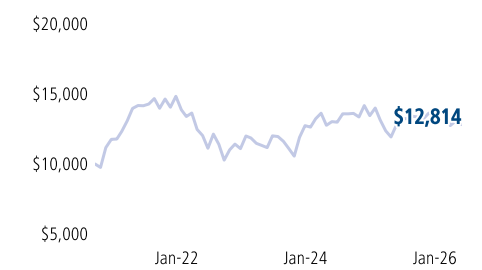
Mackenzie Global Quantitative Equity Team

Arup Datta

Calendar Year Returns (%) 05/31/2026



Value of \$10,000 invested 05/31/2026



Major Holdings*** 04/30/2026

Major Holdings Represent 37.4% of the fund

Keysight Technologies Inc	4.2%
Dexcom Inc	4.1%
Cirrus Logic Inc	4.0%
Jack Henry & Associates Inc	4.0%
Generac Holdings Inc	3.9%
Align Technology Inc	3.5%
Charles River Laboratories International Inc	3.5%
Akamai Technologies Inc	3.4%
Vontier Corp	3.4%
Bio-Techne Corp	3.4%

TOTAL NUMBER OF EQUITY HOLDINGS: 41

Fund Risk Measures (3 year) 05/29/2026

Annual Std Dev	15.69	Beta	0.93
B'mark Annual Std Dev.	15.46	R-squared	0.85
Sharpe Ratio			0.05
Alpha	-11.02		

Source: Mackenzie Investments

Key Fund Data

Total Fund Assets: **\$15.5 million**

NAVPS (05/29/2026): **C\$12.32**

MER (as of Sep. 2025): **F: 1.05% A: 2.54%**

Management Fee: **F: 0.80% A: 1.95%**

Benchmark**: **Russell Mid Cap Total Return (Hedged) Index CDN**

Last Paid Distribution:

SERIES	FREQUENCY	AMOUNT	DATE
F	Annually	0.5614	12/24/2021
A	Annually	0.5348	12/24/2021
FB	Annually	0.5566	12/24/2021
PW	Annually	0.5413	12/24/2021
PWFB	Annually	0.5619	12/24/2021

Fund Codes:

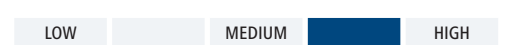
SERIES (C\$)	PREFIX	FE	BE *
F	MFC	8142	—
A	MFC	8137	8138
FB	MFC	8145	—
PW	MFC	8148	—
PWFB	MFC	8149	—

Additional fund series available at mackenzieinvestments.com/fundcodes

Why Invest in this fund?

- Access mid cap stocks that can offer a unique risk-return 'sweet spot' between fast-growing small businesses and mature large companies.
- Leverage our team's investment edge to discern between ideas and real business opportunities.
- Seek alpha in an under-researched universe of US mid cap with a concentrated portfolio of high-quality, innovative, secular growth businesses.
- May use derivatives to hedge their exposure to foreign currencies.

Risk Tolerance



* Effective June 1, 2022, the redemption charge purchase option, and the low-load purchase option are no longer available for purchase, including those made through systematic purchase plans such as pre-authorized contribution plans. Switching from securities of a Mackenzie Fund previously purchased under the redemption charge or low-load purchase options to securities of another Mackenzie Fund, under the same purchase option, will continue to be available until such redemption schedules expire.

** The Russell Midcap Index (Net Return) measures the performance of the 800 smallest companies in the Russell 1000 Index.

*** The major holdings of the Fund may, but do not necessarily, represent the largest holdings of the Fund. Rather, the major holdings are selected for their overall significance in evaluating the investment portfolio.

† Commissions, trailing commissions, management fees, and expenses all may be associated with mutual fund investments. Please read the prospectus before investing. The indicated rates of return are the historical annual compounded total returns as of May 29, 2026 including changes in unit value and reinvestment of all distributions and do not take into account sales, redemption, distribution, or optional charges or income taxes payable by any securityholder that would have reduced returns. Mutual funds are not guaranteed, their values change frequently and past performance may not be repeated. Standard deviation provides a measure of the variability of returns that have occurred relative to the average return. The higher the standard deviation, the greater is the range of returns that has been experienced. Standard deviation is commonly used as a measure of risk.