

Mackenzie GQE USD US Mid Cap Equity Fund Series F

US Equity

Compound Annualized Returns 05/31/2026

1 Month	-1.6%
3 Months	-7.9%
Year-to-date	-6.0%
1 Year	1.4%
2 Years	1.0%
3 Years	5.9%
Since inception (Sep. 2022)	3.8%

Regional Allocation 04/30/2026

CASH & EQUIVALENTS	
Cash & Equivalents	1.8%

OVERALL	
United States	98.2%

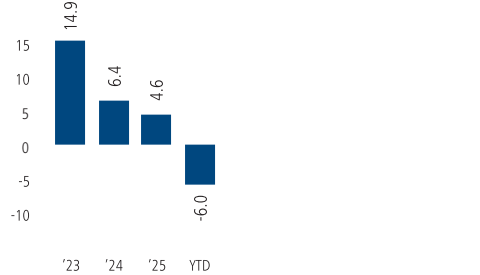
Sector Allocation 04/30/2026

Industrials	26.4%
Information Technology	25.4%
Health Care	25.0%
Financials	12.1%
Communication Serv.	3.0%
Consumer Staples	2.4%
Real Estate	2.1%
Cash & Equivalents	1.8%
Consumer Discretionary	1.8%

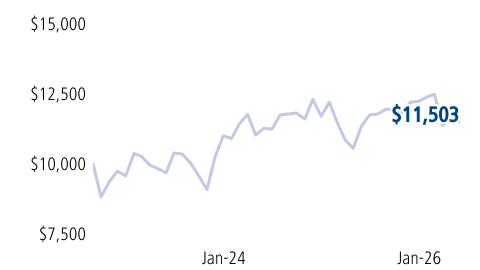
Portfolio Managers

Mackenzie Global Quantitative Equity Team
 Arup Datta

Calendar Year Returns (%) 05/31/2026



Value of \$10,000 invested 05/31/2026



Major Holdings** 04/30/2026

Major Holdings Represent 37.9% of the fund

Dexcom Inc	4.2%
Keysight Technologies Inc	4.2%
Generac Holdings Inc	4.0%
Cirrus Logic Inc	4.0%
Akamai Technologies Inc	3.8%
Jack Henry & Associates Inc	3.8%
Align Technology Inc	3.6%
Vontier Corp	3.6%
Charles River Laboratories International Inc	3.5%
Bio-Techne Corp	3.4%

TOTAL NUMBER OF EQUITY HOLDINGS: 41

Fund Risk Measures (3 year) 05/29/2026

Annual Std Dev	15.94	Beta	0.95
B'mark Annual Std Dev.	15.49	R-squared	0.85
		Sharpe Ratio	0.08
Alpha	-11.86		

Source: Mackenzie Investments

Key Fund Data

Total Fund Assets:	\$8.2 million
NAVPS (05/29/2026):	US\$10.19
MER (as of Sep. 2025):	F: 1.01% A: 2.55%
Management Fee:	F: 0.80% A: 1.95%
Benchmark	Russell Mid Cap Total Return Index
	USD

Last Paid Distribution:

SERIES	FREQUENCY	AMOUNT	DATE
F	Annually	0.6557	12/23/2025
A	Annually	0.4672	12/23/2025
FB	Annually	0.6234	12/23/2025
PW	Annually	0.5104	12/23/2025
PWFB	Annually	0.6698	12/23/2025

Fund Codes:

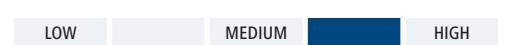
SERIES (US\$)	PREFIX	FE	BE*
F	MFC	9467	—
A	MFC	9462	9463
FB	MFC	9470	—
PW	MFC	9473	—
PWFB	MFC	9474	—

Additional fund series available at mackenzieinvestments.com/fundcodes

Why Invest in this fund?

- Access mid cap stocks that can offer a unique risk-return 'sweet spot' between fast-growing small businesses and mature large companies.
- Leverage our team's investment edge to discern between ideas and real business opportunities.
- Seek alpha in an under-researched universe of US mid caps with a concentrated portfolio of high-quality, innovative, secular growth businesses.
- A true US dollar fund: currency fluctuations won't impact its USD performance.

Risk Tolerance



* Effective June 1, 2022, the redemption charge purchase option, and the low-load purchase option are no longer available for purchase, including those made through systematic purchase plans such as pre-authorized contribution plans. Switching from securities of a Mackenzie Fund previously purchased under the redemption charge or low-load purchase options to securities of another Mackenzie Fund, under the same purchase option, will continue to be available until such redemption schedules expire.

** The major holdings of the Fund may, but do not necessarily, represent the largest holdings of the Fund. Rather, the major holdings are selected for their overall significance in evaluating the investment portfolio.

† Commissions, trailing commissions, management fees, and expenses all may be associated with mutual fund investments. Please read the prospectus before investing. The indicated rates of return are the historical annual compounded total returns as of May 29, 2026 including changes in unit value and reinvestment of all distributions and do not take into account sales, redemption, distribution, or optional charges or income taxes payable by any securityholder that would have reduced returns. Mutual funds are not guaranteed, their values change frequently and past performance may not be repeated. Standard deviation provides a measure of the variability of returns that have occurred relative to the average return. The higher the standard deviation, the greater is the range of returns that has been experienced. Standard deviation is commonly used as a measure of risk.