

Mackenzie Growth Allocation ETF

Global Balanced

Compound Annualized Returns	01/31/2023
1 Month	5.2%
3 Months	7.2%
Year-to-date	5.2%
1 Year	-3.4%
2 Years	4.4%
Since inception (Sep. 2020)	6.8%

Regional Allocation 12/31/2022

CASH & EQUIVALENTS	
Cash & Equivalents	1.4%
OVERALL	
Canada	39.6%
United States	39.2%
Japan	4.2%
United Kingdom	2.4%
France	1.9%
Germany	1.5%
Australia	1.4%
Netherlands	0.9%
Switzerland	0.9%
Other**	6.6%
Total	100%

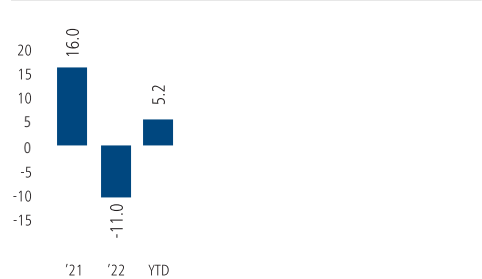
Sector Allocation 12/31/2022

Financials	14.1%
Information Technology	11.9%
Industrials	8.6%
Health Care	7.8%
Energy	6.9%
Consumer Discretionary	5.9%
Consumer Staples	5.1%
Materials	5.0%
Federal Bonds	4.6%
Communication Services	4.4%
Other	24.3%
Cash & Equivalents	1.4%
Total	100%

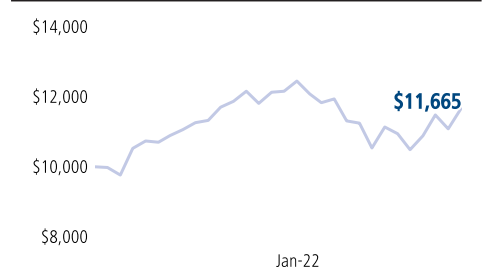
Portfolio Managers

Mackenzie Financial Corporation

Calendar Year Returns (%) 01/31/2023



Value of \$10,000 invested 01/31/2023



Major Holdings 01/31/2023

Major Holdings Represent 100.0% of the fund

MACKENZIE US LARGE CAP EQ	35.8%
MACKENZIE CANADIAN EQUITY	23.7%
MACKENZIE INTERNATIONAL E	15.2%
MACKENZIE CANADIAN AGGREG	11.8%
MACKENZIE INVESTMENTS EME	5.6%
MACKENZIE INVESTMENTS US	4.5%
MACKENZIE INVESTMENTS DEV	3.1%
MACKENZIE EMERG MKT CUR B	0.4%
Cash, Cash Equivalents 1	0.0%

TOTAL NUMBER OF HOLDINGS: 8

Fund Risk Measures

Fund Risk Measure is not available for funds with a history of less than three years.

Key Fund Data 12/31/2022

Ticker:	MGRW
Total Fund Assets:	\$18.09 million
NAVPS (01/31/2023):	\$22.61
CUSIP:	554570101
Listing Date:	09/29/2020

36% S&P500+24% S&P/TSX Composite+14% MSCI EAFE+6% MSCI EM Mkt+12% FTSE Canada Universe+4.5% BBG Barclays US Ag Bond+3% BBG Barclays GDP Global Ag Dev Mkt ex-US (Hgd to USD) +0.5% J.P.M GBI-EM Global Core Index

Fund Category: Global Balanced

Distribution Frequency: Quarterly

DRIP Eligibility: Yes

Management Fee: 0.17%

Modified Duration: 7.16 year(s)

Yield to Maturity: 4.06%

Weighted Average Coupon: 2.59%

Distribution Yield: 3.57%

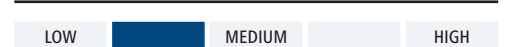
Price/Earnings: 14.18

Price/Book: 2.26

Why Invest in this fund?

- For investors seeking a long-term capital growth.
- Low cost allocation ETF that provides broad diversification by investing in ETFs.
- Regular rebalancing helps maintain target allocations and risk levels.

Risk Tolerance



* 36% S&P500 + 24% S&P/TSX Composite + 14% MSCI EAFE + 6% MSCI Emerging Markets + 12% FTSE Canada Universe + 4.5% Bloomberg Barclays US Aggregate Bond + 3% Bloomberg Barclays GDP Global Aggregate Developed Market ex-US (Hgd to USD) + 0.5% J.P. Morgan Gov Bond Index-Emerging Markets Global Core

** Other includes currency contracts.