

Mackenzie Moderate Growth ETF Portfolio Series A

Managed Assets

Compound Annualized Returns 02/28/2023

1 Month	-1.4%
3 Months	0.3%
Year-to-date	3.1%
1 Year	-5.7%
2 Years	-0.9%
3 Years	3.1%
5 Years	3.0%
Since inception (Jan. 2018)	2.7%

Regional Allocation 01/31/2023

CASH & EQUIVALENTS

Cash & Equivalents	3.5%
--------------------	------

EQUITIES

United States	29.1%
Canada	18.3%
Japan	2.3%
United Kingdom	1.6%
Other	6.7%

FIXED INCOME

Canada	19.8%
United States	11.0%
United Kingdom	0.8%
Mexico	0.6%
Other	6.3%

Sector Allocation 01/31/2023

Fixed Income	38.5%	Energy	4.9%
Financials	10.6%	Consumer Discretionary	4.8%
Information Technology	9.6%	Consumer Staples	3.7%
Other	7.2%	Cash & Equivalents	3.5%
Industrials	6.2%	Communication Serv.	3.5%
Health Care	5.7%	ETFs	1.8%

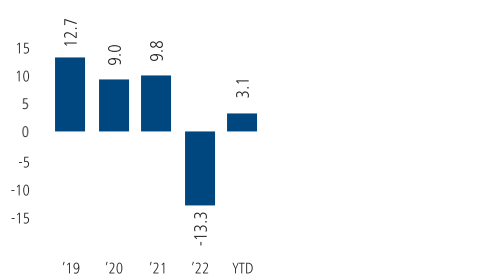
Credit Allocation**** 01/31/2023

AAA	5.1%	B	2.8%
AA	4.2%	CCC & Below	0.8%
A	7.9%	NR	3.0%
BBB	9.8%	Cash & Equivalents	3.6%
BB	4.8%	Equities	58.0%

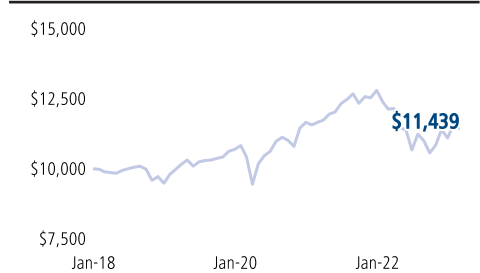
Portfolio Managers

Mackenzie Multi-Asset Strategies Team
Nelson Arruda, Todd Mattina

Calendar Year Returns (%) 02/28/2023



Value of \$10,000 invested 02/28/2023



Major Holdings**** 01/31/2023

Major Holdings Represent 96.6% of the fund

EQUITY

Mackenzie US Large Cap Equity Index ETF	27.2%
Mackenzie Canadian Equity Index ETF	16.9%
Mackenzie International Equity Index ETF	9.9%
Mackenzie Global Women's Leadership ETF	2.2%
Mackenzie Emerging Markets Equity Index ETF	1.7%

FIXED INCOME

Mackenzie Core Plus Canadian Fixed Income ETF	17.6%
Mackenzie Global High Yield Fixed Income ETF	8.3%
Mackenzie US Investment Grade Corporate Bond Index ETF	5.5%
Mackenzie Emerging Markets Bond Index ETF (CAD-Hedged)	3.8%
Mackenzie Unconstrained Bond ETF	3.5%

TOTAL NUMBER OF EQUITY HOLDINGS: 6

TOTAL NUMBER OF FIXED INCOME HOLDINGS: 9

Fund Risk Measures (3 year) 01/31/2023

Annual Std Dev	12.49	Beta	1.11
B' mark Annual Std Dev.	11.19	R-squared	0.99
Alpha	-1.74	Sharpe Ratio	0.10

Source: Mackenzie Investments

Key Fund Data

Total Fund Assets: \$279.2 million

NAVPS (02/28/2023): C\$10.77

MER (as of Sep. 2022): A: 1.84% F: 0.61%

Management Fee: A: 1.45% F: 0.40%

45% MSCI AC (All Country) World +
30% FTSE Canada Universe Bond +
Benchmark**: 15% S&P/TSX Composite + 10% ICE
BofA Merrill Lynch Global Broad
Market (Hedged to CAD)

Last Paid Distribution:

SERIES	FREQUENCY	AMOUNT	DATE
A	Annually	0.1467	12/23/2022
F	Annually	0.2769	12/23/2022
F8	Monthly	0.0786	2/17/2023
T8	Monthly	0.0779	2/17/2023
PW	Annually	0.1603	12/23/2022

Fund Codes:

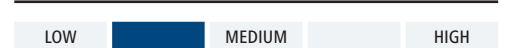
SERIES (C\$)	PREFIX	FE	BE *	LL2 *	LL3 *
A	MFC	5481	5482	—	5483
F	MFC	5485	—	—	—
F8	MFC	5647	—	—	—
T8	MFC	5733	5734	—	5735
PW	MFC	5490	—	—	—

Additional fund series available at
mackenzieinvestments.com/fundcodes

Why Invest in this fund?

- Balanced portfolio that invests in fixed income and equity ETFs with an emphasis on long-term capital appreciation.
- Designed to provide a balance between long-term capital appreciation and income.

Risk Tolerance



* Effective June 1, 2022, the redemption charge purchase option, and the low-load purchase option are no longer available for purchase, including those made through systematic purchase plans such as pre-authorized contribution plans. Switching from securities of a Mackenzie Fund previously purchased under the redemption charge or low-load purchase options to securities of another Mackenzie Fund, under the same purchase option, will continue to be available until such redemption schedules expire.

** The blended index is composed of 45% MSCI AC (All Country) World, 30% FTSE Canada Universe Bond, 15% S&P/TSX Composite and 10% ICE BofA Merrill Lynch Global Broad Market (Hedged to CAD).

*** The major holdings of the Fund may, but do not necessarily, represent the largest holdings of the Fund. Rather, the major holdings are selected for their overall significance in evaluating the investment portfolio.

**** Credit ratings and rating categories are based on ratings issued by a designated rating organization.