

Mackenzie USD Global Strategic Income Fund Series F

Balanced

Compound Annualized Returns 02/28/2023

1 Month	-2.3%
3 Months	-0.8%
Year-to-date	1.3%
1 Year	-6.3%
2 Years	-0.8%
3 Years	4.5%
5 Years	4.0%
Since inception (May, 2015)	4.1%

Regional Allocation 01/31/2023

CASH & EQUIVALENTS

Cash & Equivalents	5.2%
--------------------	------

EQUITIES

United States	36.3%
Germany	2.7%
Japan	2.2%
France	2.1%
Other	11.1%

FIXED INCOME

United States	20.1%
Canada	13.2%
Mexico	2.0%
Germany	1.5%
Other	3.6%

Sector Allocation 01/31/2023

Fixed Income	40.5%	Other	4.9%
Financials	10.5%	Energy	4.6%
Information Technology	9.9%	Industrials	4.2%
Health Care	9.0%	Consumer Discretionary	3.5%
Consumer Staples	6.1%	Communication Serv.	1.1%
Cash & Equivalents	5.2%	ETFs	0.5%

Credit Allocation**** 01/31/2023

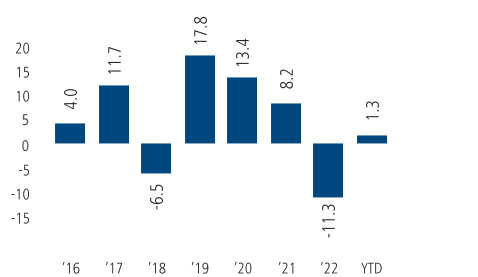
AAA	6.9%	B	1.0%
AA	17.8%	CCC & Below	0.5%
A	3.4%	NR	2.6%
BBB	6.8%	Cash & Equivalents	5.4%
BB	1.5%	Equities	54.4%

Portfolio Managers

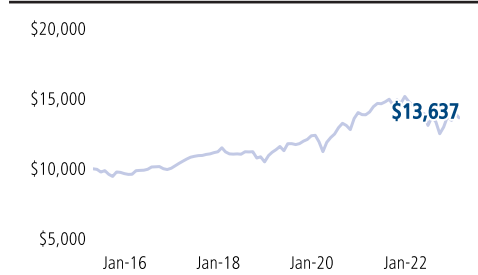
Mackenzie Global Equity & Income Team
Darren McKiernan

Mackenzie Fixed Income Team
Konstantin Boehmer, Steve Locke

Calendar Year Returns (%) 02/28/2023



Value of \$10,000 invested 02/28/2023



Major Holdings*** 01/31/2023

Major Holdings Represent 18.4% of the fund

EQUITY

Microsoft Corp	1.9%
Chevron Corp	1.5%
AbbVie Inc	1.4%
Marathon Petroleum Corp	1.4%
Glencore PLC	1.4%

FIXED INCOME

United States Treasury 0.13% 10-15-2026 Inflation Indexed	2.5%
United States Treasury 0.50% 04-15-2024 Inflation Indexed	2.2%
United States Treasury 0.13% 01-15-2032 Inflation Indexed	2.2%
Government of Canada 1.75% 12-01-2053	2.1%
United States Treasury 0.13% 01-15-2031 Inflation Indexed	1.9%

TOTAL NUMBER OF EQUITY HOLDINGS: 94

TOTAL NUMBER OF FIXED INCOME HOLDINGS: 374

Fund Risk Measures (3 year) 01/31/2023

Annual Std Dev	11.94	Beta	0.92
B'mark Annual Std Dev	12.70	R-squared	0.96
Sharpe Ratio			0.26
Alpha	1.27		

Source: Mackenzie Investments

Key Fund Data

Total Fund Assets: \$82.2 million

NAVPS (02/28/2023): US\$9.38

MER (as of Sep. 2022): F: 0.93% A: 2.31%

Management Fee: F: 0.70% A: 1.85%

Benchmark**: 52.5% MSCI World + 47.5% BofA Merrill Lynch Global Broad Market (Hedged to USD)

Last Paid Distribution:

SERIES	FREQUENCY	AMOUNT	DATE
F	Monthly	0.0389	2/17/2023
A	Monthly	0.0362	2/17/2023
FB	Monthly	0.0398	2/17/2023
PW	Monthly	0.0368	2/17/2023
PWFB	Monthly	0.0388	2/17/2023

Fund Codes:

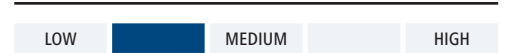
SERIES (US\$)	PREFIX	FE	BE *	LL2 *	LL3 *
F	MFC	4829	—	—	—
A	MFC	4825	4826	7246	4827
FB	MFC	5009	—	—	—
PW	MFC	6536	—	—	—
PWFB	MFC	6930	—	—	—

Additional fund series available at mackenzieinvestments.com/fundcodes

Why Invest in this fund?

- A truly global approach for US dollar investors, the Fund holds a diversified portfolio of equity and fixed income securities that are income producing with an aim to deliver superior risk-adjusted returns in all market environments.
- In fixed income, the Fund selects from the broadest array of securities globally to build a portfolio that provides the best value for risk.
- The equity style is core, investing in quality companies anywhere in the world.

Risk Tolerance



* Effective June 1, 2022, the redemption charge purchase option, and the low-load purchase option are no longer available for purchase, including those made through systematic purchase plans such as pre-authorized contribution plans. Switching from securities of a Mackenzie Fund previously purchased under the redemption charge or low-load purchase options to securities of another Mackenzie Fund, under the same purchase option, will continue to be available until such redemption schedules expire.

** The blended index is composed of 52.5% MSCI World and 47.5% BofA Merrill Lynch Global Broad Market (Hedged to USD).

*** The major holdings of the Fund may, but do not necessarily, represent the largest holdings of the Fund. Rather, the major holdings are selected for their overall significance in evaluating the investment portfolio.

**** Credit ratings and rating categories are based on ratings issued by a designated rating organization.