



Power your future: BE INVEST+ED

Mackenzie FuturePath

Global Growth and US Growth Funds



FOR ADVISOR USE ONLY

Investment team

Mackenzie Bluewater Team



Dina DeGeer, MBA, CFA
Senior Vice President,
Portfolio Manager, Team Co-Lead
Industry start: 1985



David Arpin, MA, CFA
Senior Vice President,
Portfolio Manager, Team Co-Lead
Industry start: 1995



Tyler Hewlett, CFA
Vice President, Portfolio Manager
Industry start: 2001



Shah Khan, MBA, CFA
Vice President, Portfolio Manager
Industry start: 2010



David Taylor, CFA
Vice President, Portfolio Manager
Industry start: 2003

Investment philosophy

"The value of a business is its future free cash flow"

01

Growth in free cash flow drives the value of a business higher over time

02

Stable businesses that are organically outgrowing the economy and peers

03

Own the **leaders** in superior industries

04

Strong **execution** and capital allocation by management

2020s and beyond....

1990s

- Technology / Media / Telecom



2000s

- Commodities / China



2010s

- Software / FANG

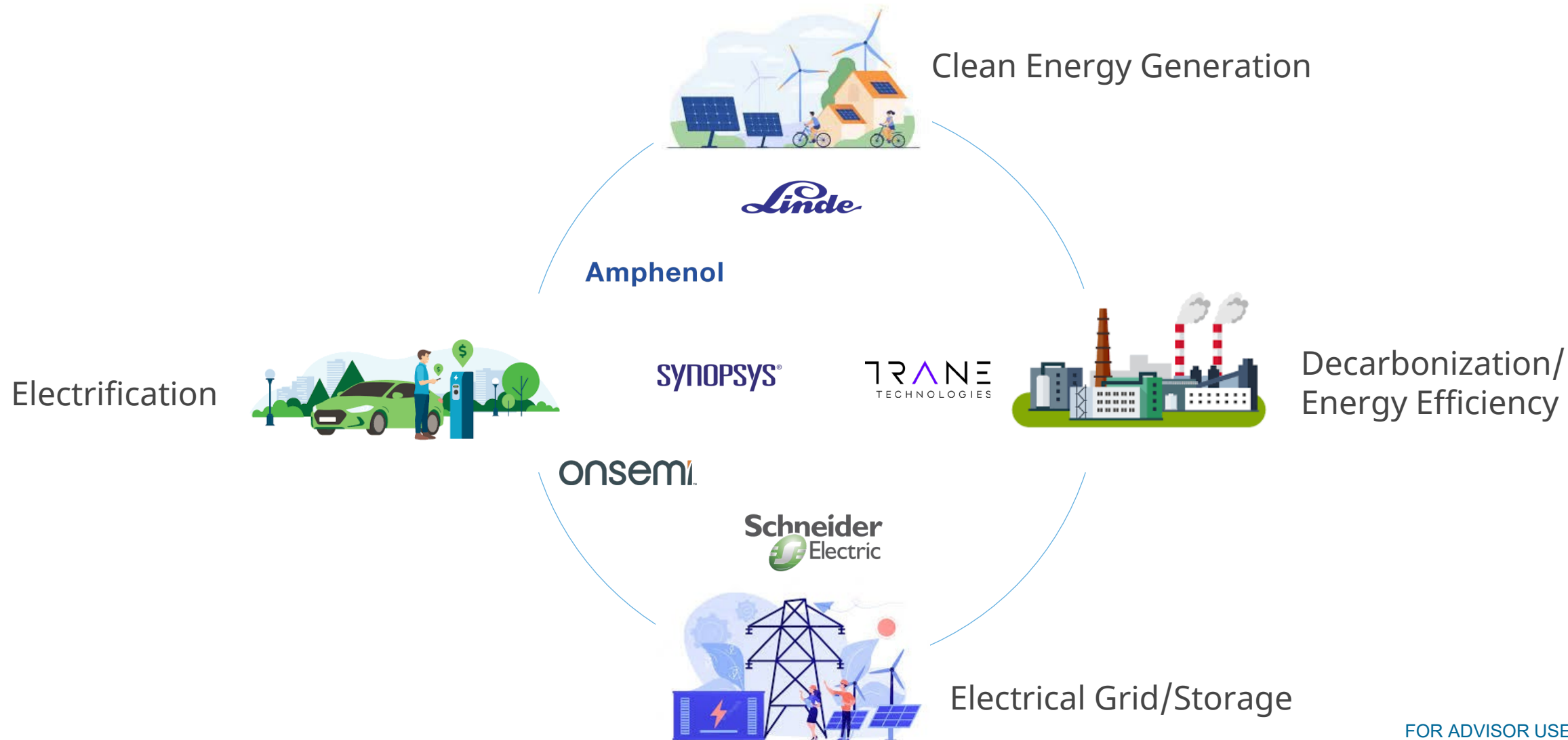


2020s and beyond


- Energy Transition
- Digitization



Energy Transition – Path to Carbon Neutrality



The age of AI is here...




SYNOPSYS®

accenture

Microsoft

ASML

Durable Growth: Secular + Idiosyncratic Tailwinds



Performance

	Rates of Return (%)		Standard Deviation	Sharpe Ratio
	1 yr	SI	1 yr	1 yr
Mackenzie FuturePath Global Growth Fund PH	16.4	11.8	13.70	0.85
Mackenzie FuturePath Global Growth Fund PA	15.9	11.3	13.70	0.82
95% MSCI World & 5% MSCI ACWI SMID	19.4	14.5		

Performance

	Rates of Return (%)		Standard Deviation	Sharpe Ratio
	1 yr	SI	1 yr	1 yr
Mackenzie FuturePath US Growth Fund PH	15.5	12.0	12.13	0.89
Mackenzie FuturePath US Growth Fund PA	15.1	11.6	12.13	0.86
95% S&P 500 TR & 5% Russell Mid Cap TR	19.0	14.6		

Disclaimer

For advisor use only. No portion of this communication may be reproduced or distributed to the public as it does not comply with investor sales communication rules. Mackenzie disclaims any responsibility for any advisor sharing this with investors. Commissions, trailing commissions, management fees, and expenses all may be associated with mutual fund investments. Please read the prospectus before investing. The content of these slides (including facts, views, opinions, recommendations, descriptions of or references to, products or securities) is not to be used or construed as investment advice, as an offer to sell or the solicitation of an offer to buy, or an endorsement, recommendation or sponsorship of any entity or security cited. Although we endeavour to ensure its accuracy and completeness, we assume no responsibility for any reliance upon it.

© 2023 Morningstar. All rights Reserved.

The information contained herein:

- (1) is proprietary to Morningstar and/or its content providers;
- (2) may not be copied or distributed;
- (3) is not warranted to be accurate, complete or timely.

Neither Morningstar nor its content providers are responsible for any damages or losses arising from any use of this information.

Hypothetical performance is for illustrative purposes only. It is simulated and theoretical and should not be interpreted as an indication or guarantee of future results. Actual performance and the key components of the Fund may vary significantly. We have made a number of assumptions to calculate the Fund's and its key components' hypothetical performance. Hypothetical performance is calculated gross of fees. The currency associated with hypothetical performance is the Canadian Dollar.

Hypothetical performance is theoretical, is subject to risk, and cannot guarantee or assure future results. Hypothetical performance does not reflect actual client trading or the impact of material economic and market factors on the teams decision-making process for an actual client account. Hypothetical performance is based on certain assumptions that are based on the current view of Mackenzie Investments and could change without notice or prove to be incorrect. Different assumptions would produce different results. Performance results were prepared with the benefit of hindsight. Backtest data are shown before fees and taxes. Additional advisory fees, transaction costs (not included within the assumptions described herein), and other potential expenses are not considered and would also reduce returns. Actual results experienced by clients may vary significantly from the hypothetical illustrations shown. Backtest data are not included to indicate the future results that might be generated by the Fund or any of its components and readers should: (i) recognize that any future performance will likely be inconsistent with, and distinct from, that shown; and (ii) not base any investment decision solely upon this information.



180 Queen Street West,
Toronto, Ontario M5V 3K1
T 416 967-2380
F 416 922-3435

Power your future: BE INVEST+ED